

RHYTHM FACTORY



A step-by-step sequence of rhythm materials for Young Bands

ApRo Rhythm Factory Part One
is a series of **150** worksheets
that concentrate solely on **rhythm**.

ApRo Rhythm Factory Part One
enables the educator to work on
rhythm problems in an organized,
sequential fashion.

ApRo Rhythm Factory Part One
worksheets are an
innovative approach to
rhythm education
for young musicians.



A step-by-step sequence of rhythm materials for Young Bands

Overview

ApRo Rhythm Factory Part One arose out of my desire to find a better way to teach rhythm to my students. I wanted a daily, progressive approach where rhythm would be taught every day. I also was looking for an approach that would not go too fast. I wanted students to feel that they were making continual progress, but not being introduced to totally new rhythmic concepts every day.

The lessons that I've arrived at have worked great with my students- they are an excellent balance between practice, new concepts in small chunks, and review.

Intended Uses

ApRo Rhythm Factory Part One has a variety of uses including:

- use the lessons with your entire class
 - copy for everyone and clap, sing or play through the exercises
 - hand out lessons on a regular basis
- testing
 - once students have gone through a few lessons, test them individually
- use with band pieces
 - if you are playing your first $\frac{6}{8}$ piece, then use the appropriate lessons to help teach the music
- placement testing & review
 - what do your students know (or remember?)
 - great September waiting-for-instrument activity
- individual work
 - challenge your advanced students with more difficult lessons
- work with different skill levels in one class
 - in some of my more advanced classes, students are at different levels of ability - I'll hand out lessons 10, 50 and 100, and have students work on all of them. When it comes time to test, students choose the level that they feel most comfortable with.

ApRo Rhythm Factory

Teacher's Guide

Lessons dealing with rhythms in $\frac{4}{4}$, $\frac{3}{4}$ and $\frac{2}{4}$.

Lessons 1 through 45 deal with the following rhythmic elements:




Lessons 53 through 56 deal with the following rhythmic elements:



















Lessons 62 through 71 deal with the following rhythmic elements:



Lessons 75 through 81 deal with the following rhythmic elements:

rhythms tied over the bar line - eg: 

Lessons 82 through 107 deal with the following rhythmic elements:

 7 and 7  rhythms - eg:              

Lessons 111 through 114 deal with the following rhythmic elements:



Lessons 137 through 150 deal with the following rhythmic elements:

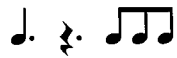


ApRo Rhythm Factory

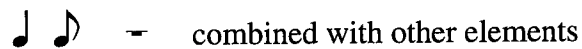
Teacher's Guide

Lessons dealing with rhythms in $\frac{6}{8}$.

Lessons 46 through 52 deal with the following rhythmic elements:



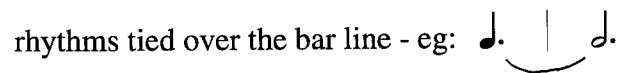
Lessons 57 through 61 deal with the following rhythmic elements:



Lessons 72 through 74 deal with the following rhythmic elements:

compares $\frac{6}{8}$ and $\frac{2}{4}$ time

Lessons 108 through 110 deal with the following rhythmic elements:






































































Lessons 115 through 137 deal with the following rhythmic elements:



ApRo Rhythm Factory

Teacher's Guide

Lesson by Lesson Description:

- Lesson 1** This lesson emphasizes the following rhythmic patterns:   and   in the time signature of $\frac{4}{4}$.
- Lesson 2** This lesson emphasizes the following rhythmic pattern:   in the time signature of $\frac{4}{4}$.
- Lesson 3** This lesson emphasizes the following rhythmic pattern:     in the time signature of $\frac{4}{4}$.
- Lesson 4** This lesson emphasizes the following rhythmic patterns:     and     in the time signature of $\frac{4}{4}$.
- Lesson 5** This lesson emphasizes the previous rhythmic patterns in the time signature of $\frac{3}{4}$.
- Lesson 6** This lesson also emphasizes the previous rhythmic patterns found in the time signature of $\frac{3}{4}$.
- Lesson 7** This lesson emphasizes the following rhythmic pattern:     in the time signature of $\frac{4}{4}$.
- Lesson 8** This lesson emphasizes the following rhythmic pattern:     in the time signature of $\frac{4}{4}$.
- Lesson 9** This lesson emphasizes the following rhythmic patterns:     and    in the time signature of $\frac{4}{4}$.
- Lesson 10** This lesson emphasizes the following rhythmic pattern:     in the time signature of $\frac{4}{4}$.
- Lesson 11** This lesson emphasizes the following rhythmic pattern:     in the time signature of $\frac{4}{4}$.
- Lesson 12** This lesson emphasizes the following rhythmic patterns:     and    in the time signature of $\frac{4}{4}$.
- Lesson 13** This lesson emphasizes the following rhythmic patterns:     ,    and     in the time signature of $\frac{4}{4}$.
- Lesson 14** This lesson emphasizes the following rhythmic patterns:     and     in the time signature of $\frac{4}{4}$.

ApRo Rhythm Factory

Teacher's Guide

- Lesson 15** This lesson emphasizes the following rhythmic patterns: ♪ ♪ ♪ ♪ and ♪ ♪ ♪ ♪ in the time signature of $\frac{4}{4}$.
- Lesson 16** This lesson emphasizes the following rhythmic patterns: ♪ ♪ ♪ ♪ and ♪ ♪ ♪ ♪ in the time signature of $\frac{4}{4}$.
- Lesson 17** This lesson emphasizes the following rhythmic pattern: ♪ ♪ ♪ ♪ in the time signature of $\frac{4}{4}$.
- Lesson 18** This lesson emphasizes the following rhythmic pattern: ♪ ♪ ♪ ♪ in the time signature of $\frac{4}{4}$.
- Lesson 19** This lesson emphasizes the following rhythmic pattern: ♪ ♪ ♪ ♪ in the time signature of $\frac{4}{4}$.
- Lesson 20** This lesson emphasizes the following rhythmic pattern: ♪ ♪ ♪ ♪ in the time signature of $\frac{4}{4}$.
- Lesson 21** This lesson emphasizes the following rhythmic pattern: ♪ ♪ ♪ ♪ in the time signature of $\frac{4}{4}$.
- Lesson 22** This lesson emphasizes the following rhythmic patterns: ♪ ♪ ♪ and ♪ ♪ ♪ in the time signature of $\frac{3}{4}$.
- Lesson 23** This lesson emphasizes the following rhythmic patterns: ♪ ♪ ♪ and ♪ ♪ ♪ in the time signature of $\frac{4}{4}$.
- Lesson 24** This lesson emphasizes the following rhythmic patterns: ♪ ♪ ♪ and ♪ ♪ ♪ in the time signature of $\frac{4}{4}$.
- Lesson 25** This lesson emphasizes the following rhythmic patterns: ♪ ♪ ♪ and ♪ ♪ ♪ in the time signature of $\frac{3}{4}$.
- Lesson 26** This lesson emphasizes the following rhythmic patterns: ♪ ♪ ♪ and ♪ ♪ ♪ in the time signature of $\frac{3}{4}$.
- Lesson 27** This lesson emphasizes the following rhythmic patterns: ♪ ♪ ♪ and ♪ ♪ ♪ in the time signature of $\frac{4}{4}$.
- Lesson 28** This lesson emphasizes various combinations of previously introduced rhythmic elements.
- Lesson 29** This lesson emphasizes the following rhythmic patterns: ♪ ♪ ♪ and ♪ ♪ ♪ in the time signature of $\frac{4}{4}$.
- Lesson 30** This lesson emphasizes the following rhythmic patterns: ♪ ♪ ♪ and ♪ ♪ ♪ in the time signature of $\frac{4}{4}$.



















































ApRo Rhythm Factory

Teacher's Guide

- Lesson 31** This lesson emphasizes the following rhythmic patterns: $\text{♩} \text{♩} \text{♩}$,
 $\text{♩} \text{♩} \text{♩}$ and $\text{♩} \text{♩} \text{♩}$ in the time signature of $\frac{4}{4}$.
- Lesson 32** This lesson emphasizes the following rhythmic patterns: $\text{♩} \text{♩}$,
 $\text{♩} \text{♩}$ and $\text{♩} \text{♩}$ in the time signature of $\frac{4}{4}$.
- Lesson 33** This lesson emphasizes the following rhythmic patterns: $\text{♩} \text{♩}$,
 $\text{♩} \text{♩}$ and $\text{♩} \text{♩}$ in the time signature of $\frac{3}{4}$.
- Lesson 34** This lesson emphasizes the following rhythmic patterns: $\text{♩} \text{♩}$,
 $\text{♩} \text{♩}$ and $\text{♩} \text{♩}$ in the time signature of $\frac{3}{4}$.
- Lesson 35** This lesson emphasizes the following rhythmic pattern: $\text{♩} \text{♩} \text{♩} \text{♩}$ in the
time signature of $\frac{4}{4}$.
- Lesson 36** This lesson emphasizes the following rhythmic pattern: $\text{♩} \text{♩} \text{♩} \text{♩}$ in the
time signature of $\frac{4}{4}$.
- Lesson 37** This lesson emphasizes the following rhythmic pattern: $\text{♩} \text{♩} \text{♩} \text{♩}$ in
the time signature of $\frac{4}{4}$.
- Lesson 38** This lesson combines the previous rhythmic patterns.
- Lesson 39** This lesson emphasizes the following rhythmic pattern: $\text{♩} \text{♩} \text{♩} \text{♩}$ in
the time signature of $\frac{4}{4}$.
- Lesson 40** This lesson emphasizes the following rhythmic pattern: $\text{♩} \text{♩} \text{♩} \text{♩}$ in the
time signature of $\frac{4}{4}$.
- Lesson 41** This lesson emphasizes the following rhythmic pattern: $\text{♩} \text{♩} \text{♩} \text{♩}$ in
the time signature of $\frac{4}{4}$.
- Lesson 42** This lesson emphasizes the following rhythmic patterns: $\text{♩} \text{♩} \text{♩}$ and
 $\text{♩} \text{♩} \text{♩}$ in the time signature of $\frac{3}{4}$.
- Lesson 43** This lesson emphasizes the following rhythmic patterns: $\text{♩} \text{♩} \text{♩}$,
 $\text{♩} \text{♩} \text{♩}$ and $\text{♩} \text{♩} \text{♩}$ in the time signature of $\frac{4}{4}$.
- Lesson 44** This lesson emphasizes the following rhythmic patterns: $\text{♩} \text{♩} \text{♩} \text{♩}$
and $\text{♩} \text{♩} \text{♩} \text{♩}$ in the time signature of $\frac{4}{4}$.
- Lesson 45** This lesson reviews the previous rhythmic patterns in the
time signature of $\frac{2}{4}$.

































ApRo Rhythm Factory

Teacher's Guide

- Lesson 46** This lesson emphasizes the following rhythmic patterns:   and   in the time signature of $\frac{6}{8}$.
- Lesson 47** This lesson compares the time signatures of $\frac{6}{8}$ and $\frac{2}{4}$.
- Lesson 48** This lesson emphasizes the following rhythmic pattern:    in the time signature of $\frac{6}{8}$.
- Lesson 49** This lesson emphasizes the following rhythmic patterns:    and   in the time signature of $\frac{6}{8}$.
- Lesson 50** This lesson emphasizes the following rhythmic pattern:  in the time signature of $\frac{6}{8}$.
- Lesson 51** This lesson emphasizes the following rhythmic pattern:     in the time signature of $\frac{6}{8}$.
- Lesson 52** This lesson emphasizes the following rhythmic pattern:    in the time signature of $\frac{6}{8}$.
- Lesson 53** This lesson emphasizes the following rhythmic patterns:   and   in the time signature of $\frac{4}{4}$.
- Lesson 54** This lesson emphasizes the following rhythmic patterns:   and   in the time signature of $\frac{4}{4}$.
- Lesson 55** This lesson emphasizes the following rhythmic patterns:   and   in the time signature of $\frac{4}{4}$.
- Lesson 56** This lesson emphasizes the following rhythmic pattern:  in the time signature of $\frac{3}{4}$.
- Lesson 57** This lesson emphasizes the following rhythmic pattern:    in the time signature of $\frac{6}{8}$.
- Lesson 58** This lesson emphasizes the following rhythmic pattern:    in the time signature of $\frac{6}{8}$.
- Lesson 59** This lesson emphasizes the following rhythmic pattern:     in the time signature of $\frac{6}{8}$.
- Lesson 60** This lesson emphasizes the following rhythmic patterns:     and    in the time signature of $\frac{6}{8}$.















ApRo Rhythm Factory

Teacher's Guide

- Lesson 61** This lesson emphasizes the following rhythmic patterns: - in the time signature of $\frac{6}{8}$.
- Lesson 62** This lesson emphasizes the following rhythmic pattern: - in the time signature of $\frac{3}{4}$.
- Lesson 63** This lesson emphasizes the following rhythmic patterns: - and  in the time signature of $\frac{4}{4}$.
- Lesson 64** This lesson emphasizes the following rhythmic patterns:   and   in the time signature of $\frac{4}{4}$.
- Lesson 65** This lesson continues to emphasize the following rhythmic patterns:   and   in the time signature of $\frac{4}{4}$.
- Lesson 66** This lesson emphasizes the following rhythmic patterns:   ,   and -  in the time signature of $\frac{4}{4}$.
- Lesson 67** This lesson emphasizes the following rhythmic patterns:   . and   in the time signature of $\frac{4}{4}$.
- Lesson 68** This lesson emphasizes the following rhythmic patterns:   in the time signature of $\frac{4}{4}$.
- Lesson 69** This lesson continues to emphasize the following rhythmic patterns:   in the time signature of $\frac{4}{4}$.
- Lesson 70** This lesson emphasizes the following rhythmic pattern:   and   in the time signature of $\frac{3}{4}$.
- Lesson 71** This lesson emphasizes the following rhythmic pattern:   ,   and   in the time signature of $\frac{3}{4}$.

ApRo Rhythm Factory

Teacher's Guide

- Lesson 72** This lesson compares the time signatures of $\frac{6}{8}$ and $\frac{2}{4}$.
- Lesson 73** This lesson continues to compare the time signatures of $\frac{6}{8}$ and $\frac{2}{4}$.
- Lesson 74** This lesson continues to compare the time signatures of $\frac{6}{8}$ and $\frac{2}{4}$.
- Lesson 75** This lesson emphasizes the following rhythmic patterns:
 , and  in the time signatures of $\frac{4}{4}$ and $\frac{3}{4}$.
- Lesson 76** This lesson emphasizes the following rhythmic patterns:
 , and  in the time signatures of $\frac{4}{4}$ and $\frac{3}{4}$.
- Lesson 77** This lesson emphasizes the following rhythmic patterns:
 , and  in the time signatures of $\frac{4}{4}$ and $\frac{3}{4}$.
- Lesson 78** This lesson emphasizes the following rhythmic patterns:
 , and  in the time signatures of $\frac{4}{4}$ and $\frac{3}{4}$.
- Lesson 79** This lesson emphasizes the following rhythmic patterns:
 , and  in the time signatures of $\frac{4}{4}$ and $\frac{3}{4}$.
- Lesson 80** This lesson combines  rhythms with previous “tied” rhythms in the time signatures of $\frac{4}{4}$ and $\frac{3}{4}$.
- Lesson 81** This lesson continues to combine  rhythms with previous “tied” rhythms in the time signatures of $\frac{4}{4}$ and $\frac{3}{4}$.
- Lesson 82** This lesson emphasizes the following rhythmic pattern: γ  on the “and” of beats 3 or 4 in the time signatures of $\frac{4}{4}$ and $\frac{3}{4}$.
- Lesson 83** This lesson emphasizes the following rhythmic pattern: γ  on the “and” of beats 1 or 2 in the time signatures of $\frac{4}{4}$ and $\frac{3}{4}$.


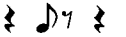



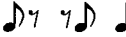
ApRo Rhythm Factory

Teacher's Guide

- Lesson 84** This lesson combines the rhythmic patterns from the previous two lessons.
- Lesson 85** This lesson emphasizes the following rhythmic pattern: ♪ 7 on the “and” of beats 3 or 4 in the time signatures of $\frac{4}{4}$ and $\frac{3}{4}$.
- Lesson 86** This lesson emphasizes the following rhythmic pattern: ♪ 7 on the “and” of beats 1 or 2 in the time signatures of $\frac{4}{4}$ and $\frac{3}{4}$.
- Lesson 87** This lesson combines the rhythmic patterns from the previous two lessons.
- Lesson 88** This lesson emphasizes the following rhythmic patterns:
7 ♪ ♪ 7 ♪ ♪ and 7 ♪ ♪ 7 ♪ ♪ in the time signature of $\frac{4}{4}$
and adapted for $\frac{3}{4}$.
- Lesson 89** This lesson emphasizes the following rhythmic patterns:
♪ 7 ♪ ♪ 7 ♪ and ♪. ♪ ♪ 7 ♪ in the time signature of $\frac{4}{4}$
and adapted for $\frac{3}{4}$.
- Lesson 90** This lesson emphasizes the following rhythmic patterns:
♪7 ♪ ♪7 ♪ and ♪7 ♪ ♪7 ♪ in the time signature of $\frac{4}{4}$
and adapted for $\frac{3}{4}$.
- Lesson 91** This lesson emphasizes the following rhythmic patterns:
♪7 ♪ ♪7 ♪ and ♪7 ♪ ♪7 ♪ in the time signature of $\frac{4}{4}$
and adapted for $\frac{3}{4}$.
- Lesson 92** This lesson emphasizes the following rhythmic pattern:
♪ ♪ 7 ♪ 7 ♪ in the time signature of $\frac{4}{4}$ and adapted for $\frac{3}{4}$.

ApRo Rhythm Factory

Teacher's Guide

- Lesson 93** This lesson emphasizes the following rhythmic pattern:
 in the time signature of $\frac{4}{4}$ and adapted for $\frac{3}{4}$.
- Lesson 94** This lesson emphasizes the following rhythmic pattern:
 in the time signature of $\frac{4}{4}$ and adapted for $\frac{3}{4}$.
- Lesson 95** This lesson emphasizes the following rhythmic pattern:
 in the time signature of $\frac{4}{4}$ and adapted for $\frac{3}{4}$.
- Lesson 96** This lesson emphasizes the following rhythmic pattern:
 in the time signature of $\frac{4}{4}$ and adapted for $\frac{3}{4}$.
- Lesson 97** This lesson emphasizes the following rhythmic pattern:
 in the time signature of $\frac{4}{4}$ and adapted for $\frac{3}{4}$.
- Lesson 98** This lesson emphasizes the following rhythmic pattern:
 in the time signature of $\frac{4}{4}$ and adapted for $\frac{3}{4}$.
- Lesson 99** This lesson emphasizes more practice on rhythmic patterns found in previous lessons.
- Lesson 100** This lesson emphasizes more practice on rhythmic patterns found in previous lessons.
- Lesson 101** This lesson emphasizes more practice on rhythmic patterns found in previous lessons.
- Lesson 102** This lesson emphasizes more practice on rhythmic patterns found in previous lessons.
- Lesson 103** This lesson emphasizes more practice on rhythmic patterns found in previous lessons.

ApRo Rhythm Factory

Teacher's Guide

- Lesson 104** This lesson emphasizes more practice on different combinations of the following rhythmic elements: ♪ and 7 in the time signatures of $\frac{4}{4}$ and $\frac{3}{4}$.
- Lesson 105** This lesson emphasizes more practice on different combinations of the following rhythmic elements: ♪ and 7 in the time signatures of $\frac{4}{4}$ and $\frac{3}{4}$.
- Lesson 106** This lesson emphasizes more practice on different combinations of the following rhythmic elements: ♪ and 7 in the time signatures of $\frac{4}{4}$ and $\frac{3}{4}$.
- Lesson 107** This lesson emphasizes more practice on different combinations of the following rhythmic elements: ♪ and 7 in the time signatures of $\frac{4}{4}$ and $\frac{3}{4}$.
- Lesson 108** This lesson emphasizes the following rhythmic patterns: ♪. | ♪. and ♪. | ♪. in the time signature of $\frac{6}{8}$.
- Lesson 109** This lesson emphasizes the following rhythmic patterns: ♪. | ♪. and ♪. | ♪. in the time signature of $\frac{6}{8}$.
- Lesson 110** This lesson emphasizes more practice on rhythmic patterns found in previous lessons.
- Lesson 111** This lesson emphasizes the following rhythmic pattern: ♪ ♪ ♪ ♪ in the time signature of $\frac{4}{4}$ and adapted for $\frac{3}{4}$.
- Lesson 112** This lesson emphasizes the following rhythmic pattern: ♪ ♪ ♪ ♪ in the time signature of $\frac{4}{4}$ and adapted for $\frac{3}{4}$.



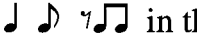
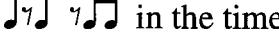


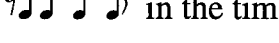
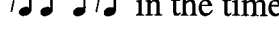

ApRo Rhythm Factory

Teacher's Guide

- Lesson 113** This lesson emphasizes the following rhythmic pattern:
♩ ♪ ♪ ♪ and ♪ ♩ ♪ ♪ in the time signature of $\frac{4}{4}$
and adapted for $\frac{3}{4}$.
- Lesson 114** This lesson emphasizes the following rhythmic pattern:
♩ ♪ ♩ ♪ and ♪ ♪ ♩ ♩ in the time signature of $\frac{4}{4}$
and adapted for $\frac{3}{4}$.
- Lesson 115** This lesson emphasizes the following rhythmic pattern:
♩ ♪ ♪ . | ♩ ♪ ♪ . (with easier elements) in the time
signature of $\frac{6}{8}$.
- Lesson 116** This lesson emphasizes the following rhythmic pattern:
♩ ♪ ♪ . | ♩ ♪ ♪ . (with all previous elements) in the time
signature of $\frac{6}{8}$.
- Lesson 117** This lesson emphasizes the following rhythmic pattern:
♩ . ♪ ♪ | ♩ . ♩ ♪ (with easier elements) in the time
signature of $\frac{6}{8}$.
- Lesson 118** This lesson emphasizes the following rhythmic pattern:
♩ . ♪ ♪ | ♩ . ♩ ♪ (with all previous elements) in the time
signature of $\frac{6}{8}$.
- Lesson 119** This lesson emphasizes the following rhythmic pattern:
♩ ♪ ♪ ♪ | ♩ ♪ ♩ ♪ (with easier elements) in the time
signature of $\frac{6}{8}$.
- Lesson 120** This lesson emphasizes the following rhythmic pattern:
♩ ♪ ♪ ♪ | ♩ ♪ ♩ ♪ (with all previous elements) in the time
signature of $\frac{6}{8}$.





ApRo Rhythm Factory

Teacher's Guide

- Lesson 121** This lesson emphasizes the following rhythmic pattern:
 in the time signature of $\frac{6}{8}$.
- Lesson 122** This lesson emphasizes the following rhythmic pattern:
 in the time signature of $\frac{6}{8}$.
- Lesson 123** This lesson emphasizes the following rhythmic pattern:
 in the time signature of $\frac{6}{8}$.
- Lesson 124** This lesson emphasizes the following rhythmic pattern:
 in the time signature of $\frac{6}{8}$.
- Lesson 125** This lesson emphasizes the following rhythmic pattern:
 in the time signature of $\frac{6}{8}$.
- Lesson 126** This lesson emphasizes the following rhythmic pattern:
 in the time signature of $\frac{6}{8}$.
- Lesson 127** This lesson emphasizes the following rhythmic pattern:
 in the time signature of $\frac{6}{8}$.
- Lesson 128** This lesson emphasizes the following rhythmic pattern:
 in the time signature of $\frac{6}{8}$.
- Lesson 129** This lesson emphasizes the following rhythmic pattern:
 in the time signature of $\frac{6}{8}$.
- Lesson 130** This lesson emphasizes more practice on rhythmic patterns found in previous lessons.
- Lesson 131** This lesson emphasizes more practice on rhythmic patterns found in previous lessons.







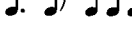
ApRo Rhythm Factory

Teacher's Guide

- Lesson 132** This lesson emphasizes more practice on rhythmic patterns found in previous lessons.
- Lesson 133** This lesson emphasizes the following rhythmic pattern:
 in the time signature of $\frac{6}{8}$.
- Lesson 134** This lesson emphasizes the following rhythmic pattern:
 in the time signature of $\frac{6}{8}$.
- Lesson 135** This lesson emphasizes more practice on rhythmic patterns found in previous lessons.
- Lesson 136** This lesson emphasizes more practice on rhythmic patterns found in previous lessons.
- Lesson 137** This lesson emphasizes the following rhythmic pattern:
 (with easy elements) in the time signature of $\frac{4}{4}$ and adapted for $\frac{3}{4}$.
- Lesson 138** This lesson emphasizes the following rhythmic pattern:
 (with easy elements) in the time signature of $\frac{4}{4}$ and adapted for $\frac{3}{4}$.
- Lesson 139** This lesson combines the previous rhythmic patterns (with easy elements) in the time signature of $\frac{4}{4}$ and adapted for $\frac{3}{4}$.
- Lesson 140** This lesson combines the previous rhythmic patterns (with all previous elements) in the time signature of $\frac{4}{4}$ and adapted for $\frac{3}{4}$.

ApRo Rhythm Factory

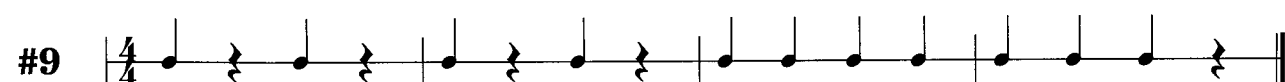
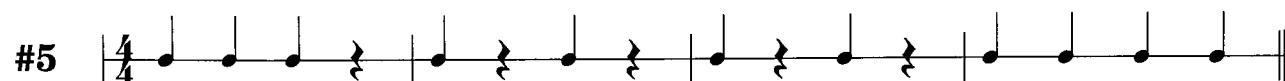
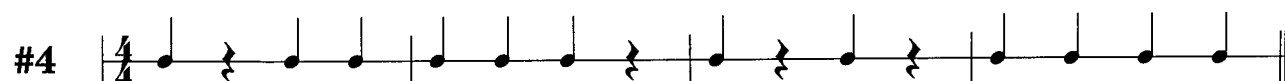
Teacher's Guide

- Lesson 141** This lesson combines the previous rhythmic patterns (with all previous elements) in the time signature of $\frac{4}{4}$ and adapted for $\frac{3}{4}$.
- Lesson 142** This lesson combines the previous rhythmic patterns (with all previous elements) in the time signature of $\frac{4}{4}$ and adapted for $\frac{3}{4}$.
- Lesson 143** This lesson emphasizes the following rhythmic pattern:
 in the time signature of $\frac{4}{4}$ and adapted for $\frac{3}{4}$.
- Lesson 144** This lesson emphasizes the following rhythmic pattern:
 in the time signature of $\frac{4}{4}$ and adapted for $\frac{3}{4}$.
- Lesson 145** This lesson emphasizes the following rhythmic pattern:
 in the time signature of $\frac{4}{4}$ and adapted for $\frac{3}{4}$.
- Lesson 146** This lesson emphasizes the following rhythmic pattern:
 in the time signature of $\frac{4}{4}$ and adapted for $\frac{3}{4}$.
- Lesson 147** This lesson emphasizes the following rhythmic pattern:
 in the time signature of $\frac{4}{4}$ and adapted for $\frac{3}{4}$.
- Lesson 148** This lesson emphasizes the following rhythmic pattern:
 in the time signature of $\frac{4}{4}$ and adapted for $\frac{3}{4}$.
- Lesson 149** This lesson emphasizes the following rhythmic pattern:
 in the time signature of $\frac{4}{4}$ and adapted for $\frac{3}{4}$.
- Lesson 150** This lesson emphasizes more practice on rhythmic patterns found in previous lessons.

ApRo Rhythm Factory

Unison Rhythm Exercises # 1

This lesson emphasizes the following rhythmic patterns: ♪ ♪ and ♪ ♪ in the time signature of $\frac{4}{4}$.



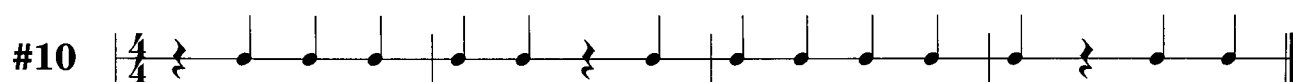
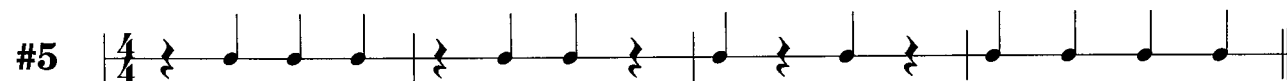
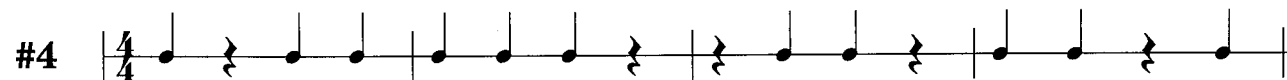
ApRo Rhythm Factory

Unison Rhythm Exercises # 2


This lesson emphasizes the following rhythmic

pattern: ♪ ♩ in the time

signature of $\frac{4}{4}$.



Unison Rhythm Exercises # 3

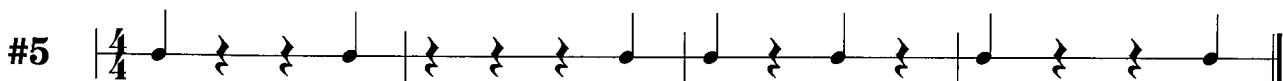
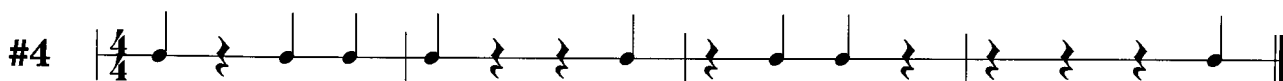
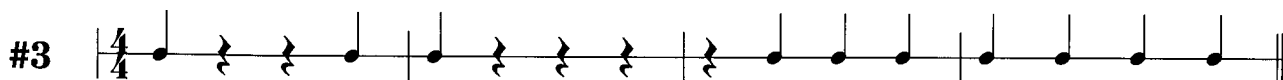
pattern:  in the time
signature of $\frac{4}{4}$.



ApRo Rhythm Factory

Unison Rhythm Exercises # 4

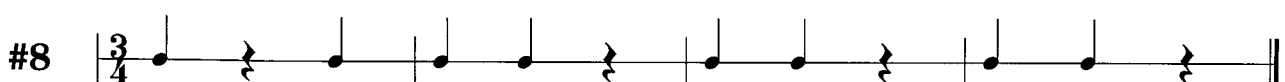
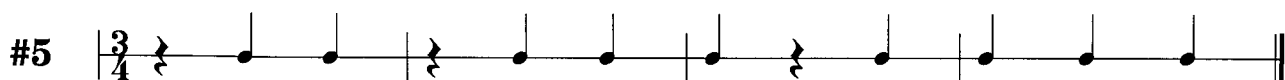
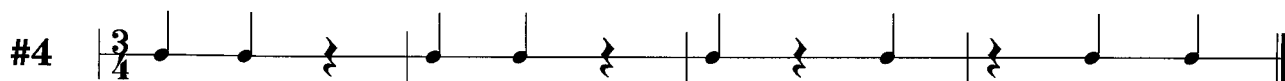
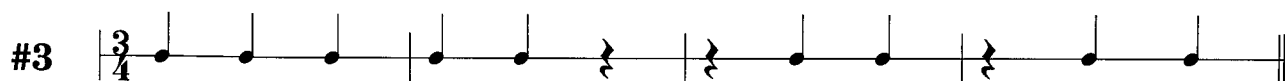
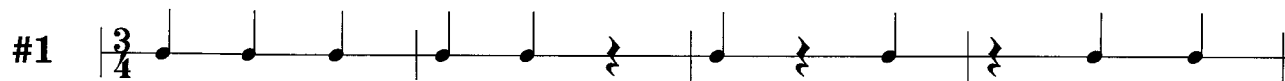
This lesson emphasizes the following rhythmic patterns: ♪ ♪ ♪ ♪ and ♪ ♪ ♪ ♪ in the time signature of $\frac{4}{4}$.



ApRo Rhythm Factory

Unison Rhythm Exercises # 5

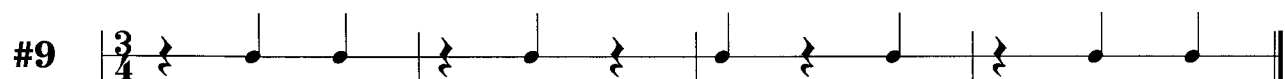
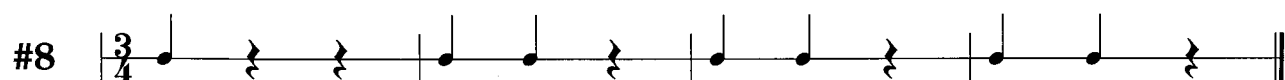
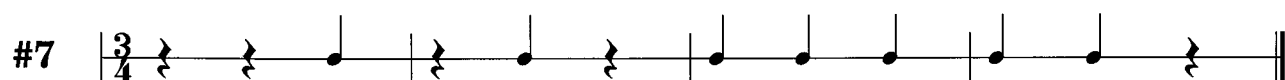
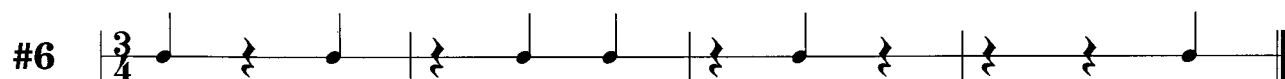

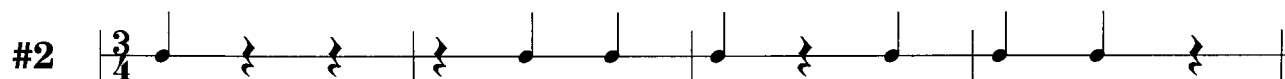
This lesson emphasizes the previous rhythmic patterns in the time signature of $\frac{3}{4}$.



ApRo Rhythm Factory


Unison Rhythm Exercises # 6

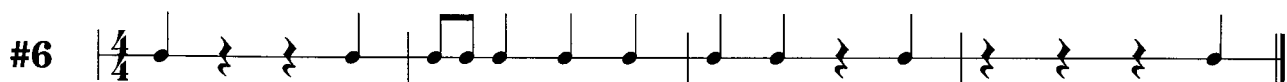

This lesson emphasizes the previous rhythmic patterns in the time signature of $\frac{3}{4}$.



ApRo Rhythm Factory

Unison Rhythm Exercises # 7

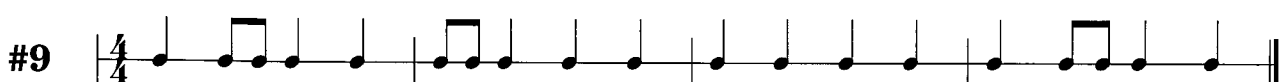
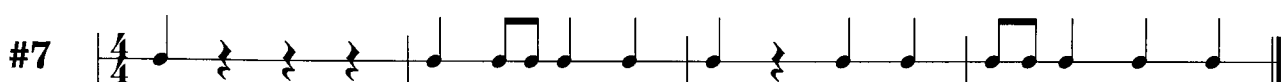
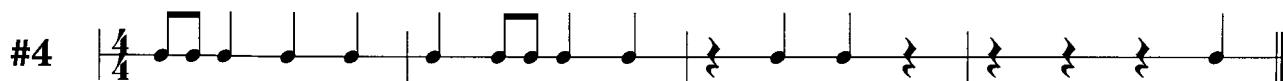
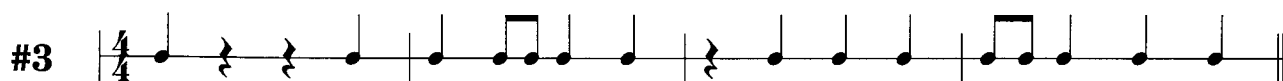
This lesson emphasizes the following rhythmic
pattern:  in the time
signature of $\frac{4}{4}$.



ApRo Rhythm Factory



Unison Rhythm Exercises # 8

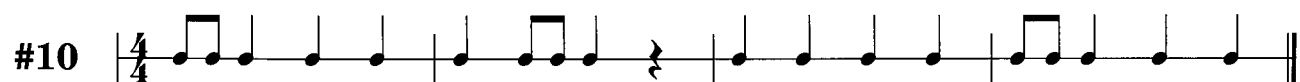
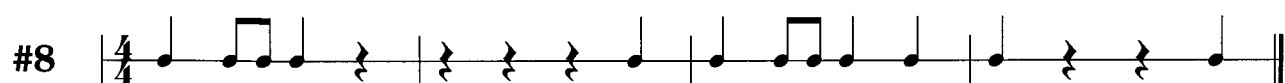
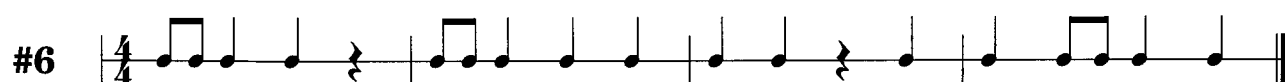


This lesson emphasizes the following rhythmic
pattern: ♩ ♩ ♩ ♩ in the time
signature of $\frac{4}{4}$.



ApRo Rhythm Factory

Unison Rhythm Exercises # 9

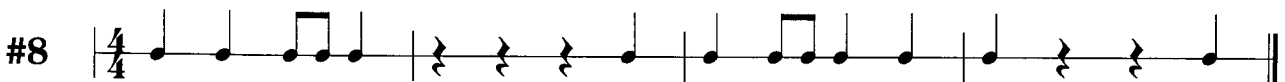
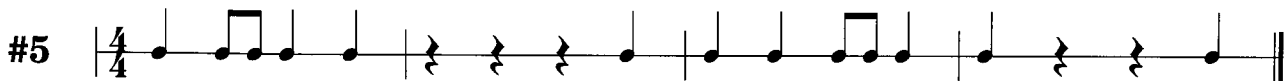
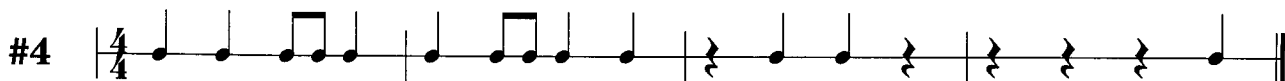
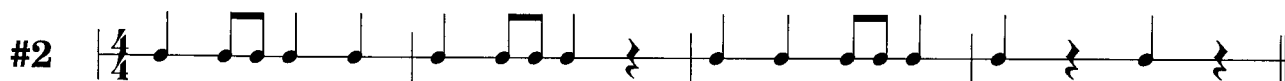
This lesson emphasizes the following rhythmic patterns:  and  in the time signature of $\frac{4}{4}$.



ApRo Rhythm Factory

Unison Rhythm Exercises # 10

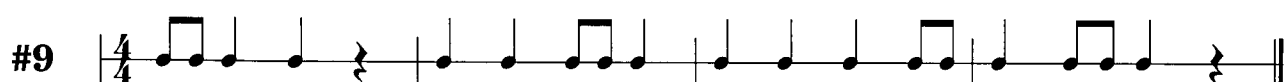
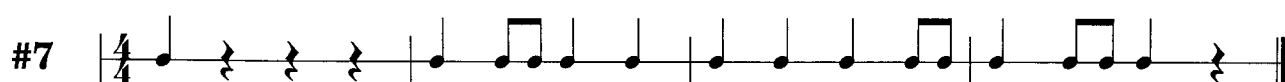
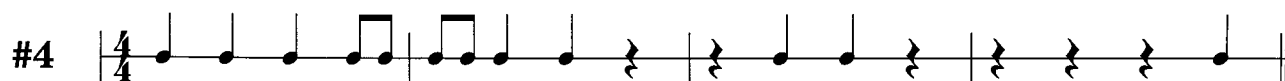
This lesson emphasizes the following rhythmic
pattern: ♪ ♪ ♪ ♪ in the time
signature of $\frac{4}{4}$.



ApRo Rhythm Factory

Unison Rhythm Exercises # 11

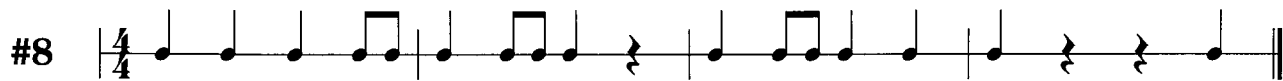

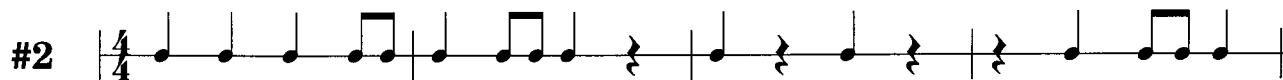
This lesson emphasizes the following rhythmic pattern: ♩ ♩ ♩ ♩ in the time signature of $\frac{4}{4}$.



ApRo Rhythm Factory

Unison Rhythm Exercises # 12

This lesson emphasizes the following rhythmic patterns: $\text{♩} \text{♩} \text{♩} \text{♩}$ and $\text{♩} \text{♩} \text{♩} \text{♩}$ in the time signature of $\frac{4}{4}$.

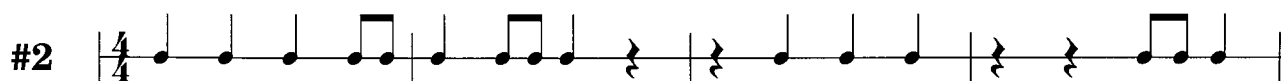


ApRo Rhythm Factory

Unison Rhythm Exercises # 13









This lesson emphasizes the following rhythmic patterns: ♩ ♩ ♩ ♩ , ♩ ♩ ♩ ♩

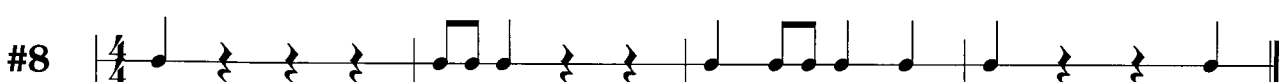
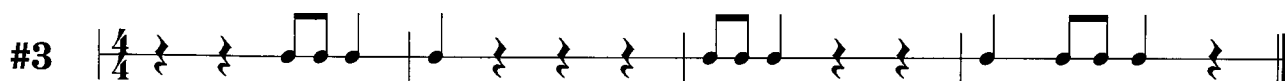
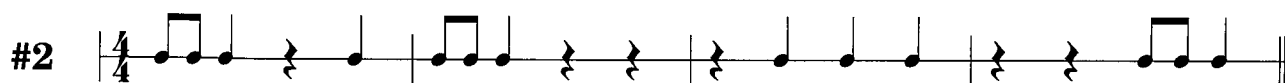
and ♩ ♩ ♩ ♩ in the time signature of $\frac{4}{4}$.



ApRo Rhythm Factory

Unison Rhythm Exercises # 14

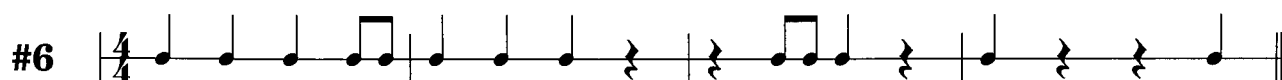
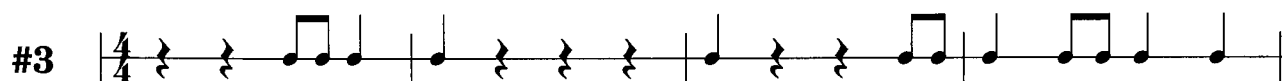
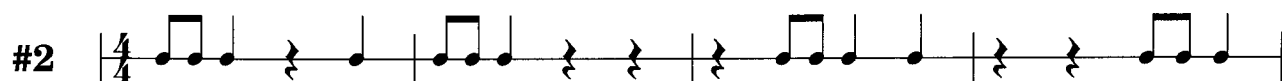
This lesson emphasizes the following rhythmic patterns:     and     in the time signature of $\frac{4}{4}$.



ApRo Rhythm Factory

Unison Rhythm Exercises # 15

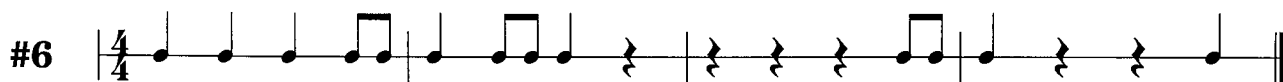
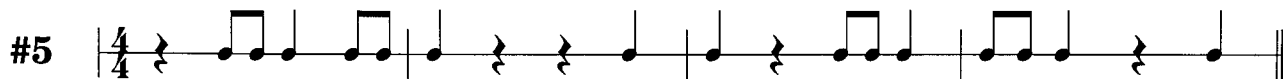
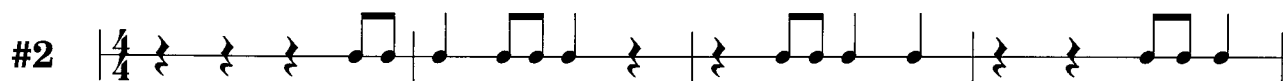
This lesson emphasizes the following rhythmic patterns: ♪ ♪ ♪ ♪ and ♪ ♪ ♪ ♪ in the time signature of $\frac{4}{4}$.



ApRo Rhythm Factory

Unison Rhythm Exercises # 16

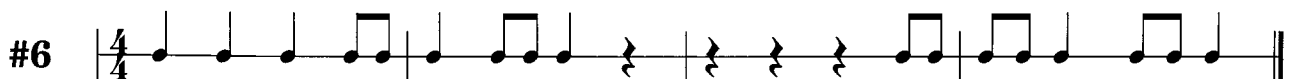
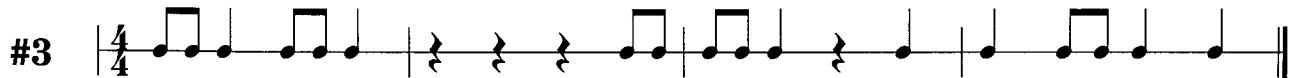
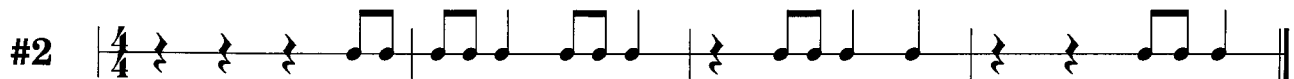
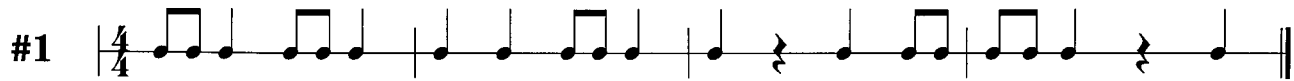
This lesson emphasizes the following rhythmic patterns: ♪ ♪ ♪ ♪ and ♪ ♪ ♪ ♪ in the time signature of $\frac{4}{4}$.



ApRo Rhythm Factory

Unison Rhythm Exercises # 17

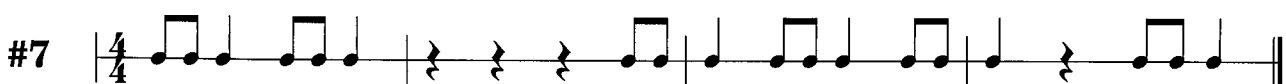
This lesson emphasizes the following rhythmic
pattern: ♪ ♪ ♪ ♪ in the time
signature of $\frac{4}{4}$.



ApRo Rhythm Factory

Unison Rhythm Exercises # 18

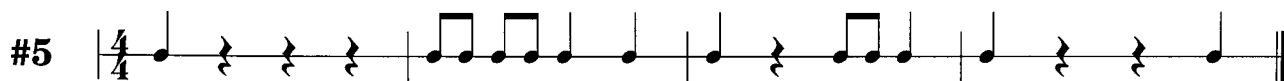
This lesson emphasizes the following rhythmic
pattern: ♩ ♩ ♩ ♩ in the time
signature of $\frac{4}{4}$.



ApRo Rhythm Factory

Unison Rhythm Exercises # 19

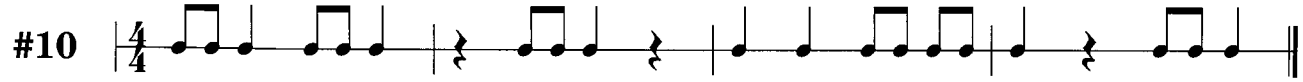
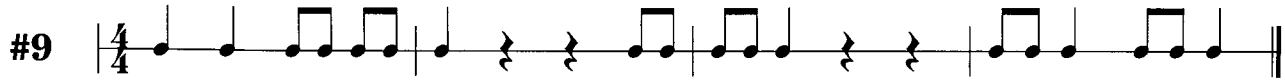
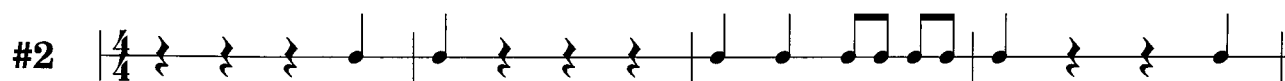
This lesson emphasizes the following rhythmic
pattern: ♪ ♪ ♪ ♪ in the time
signature of $\frac{4}{4}$.



ApRo Rhythm Factory

Unison Rhythm Exercises # 20

This lesson emphasizes the following rhythmic
pattern: ♩ ♩ ♩ ♩ in the time
signature of $\frac{4}{4}$.



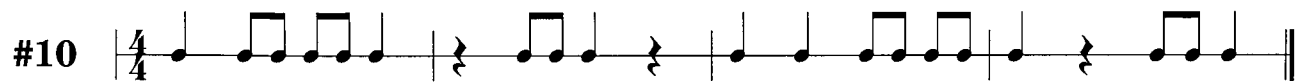
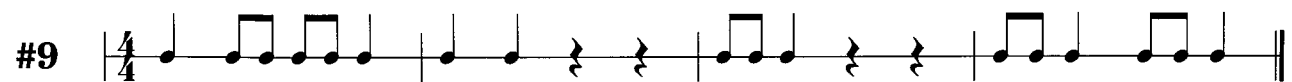
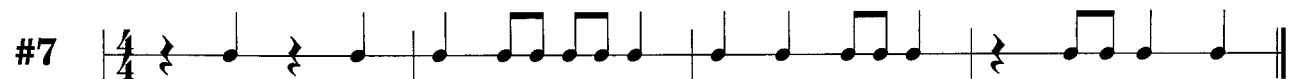
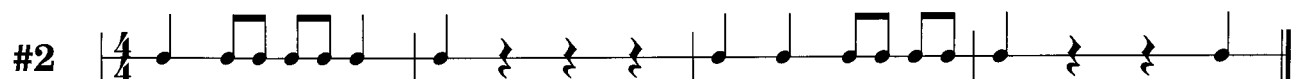
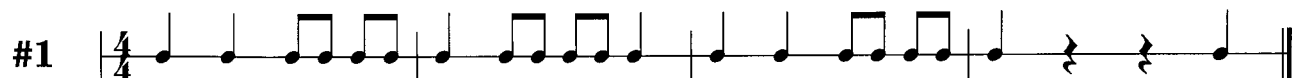
ApRo Rhythm Factory

Unison Rhythm Exercises # 21

This lesson emphasizes the following rhythmic







pattern: ♪ ♪ ♪ ♪ in the time

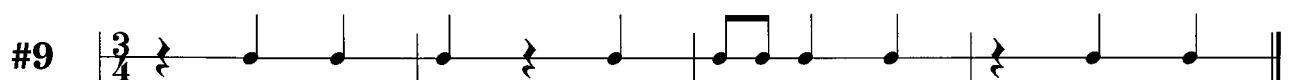
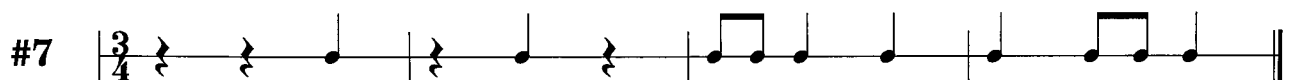
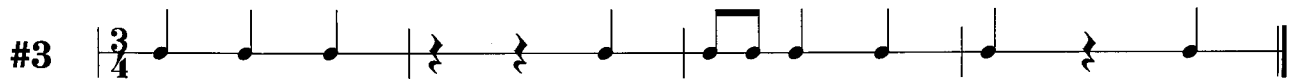
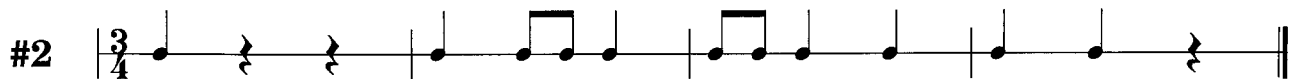
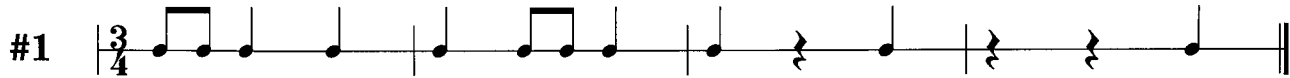
signature of $\frac{4}{4}$.



ApRo Rhythm Factory

Unison Rhythm Exercises # 22

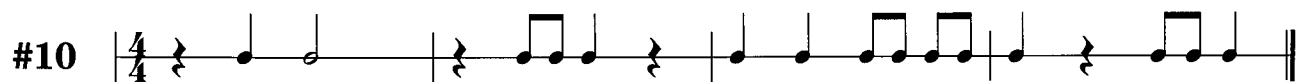

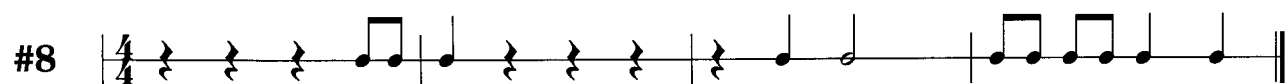
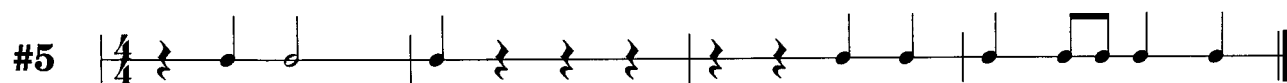
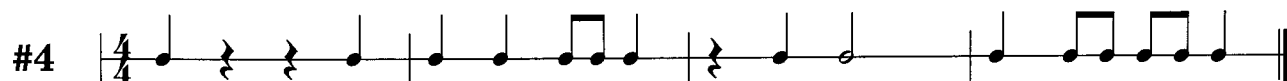
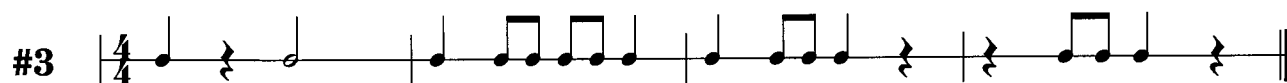

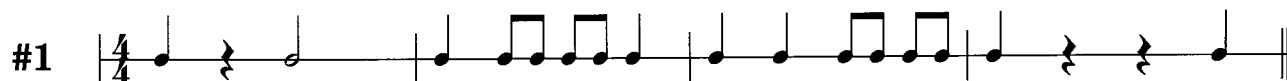
This lesson emphasizes the following rhythmic patterns:    and    in the time signature of $\frac{3}{4}$.



ApRo Rhythm Factory

Unison Rhythm Exercises # 23

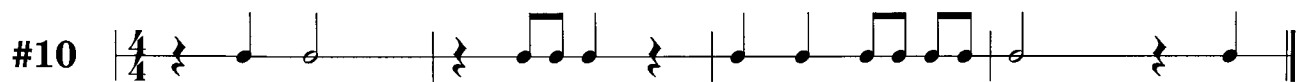

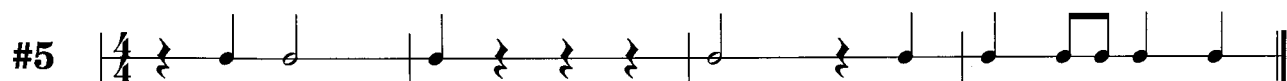


This lesson emphasizes the following rhythmic patterns: ♩ ♪ and ♪ ♩ in the time signature of $\frac{4}{4}$.



ApRo Rhythm Factory

Unison Rhythm Exercises # 24

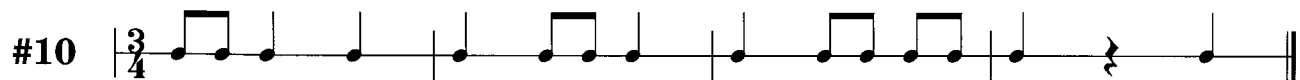

This lesson emphasizes the following rhythmic patterns: ♩ ♩ ♩ and ♩ ♩ ♩ in the time signature of $\frac{4}{4}$.



ApRo Rhythm Factory

Unison Rhythm Exercises # 25


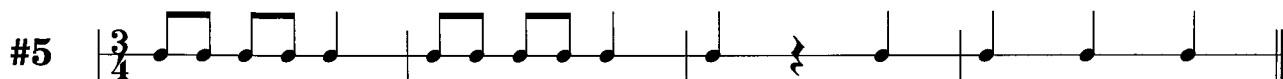
This lesson emphasizes the following rhythmic patterns: ♪ ♪ ♪ and ♪ ♪ ♪ in the time signature of $\frac{3}{4}$.



ApRo Rhythm Factory

Unison Rhythm Exercises # 26


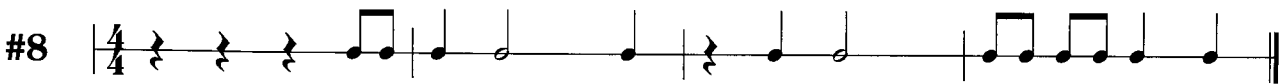
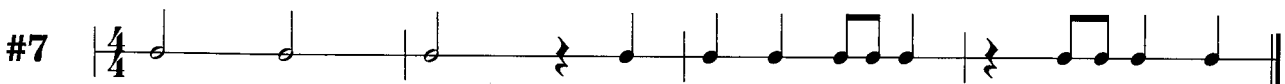
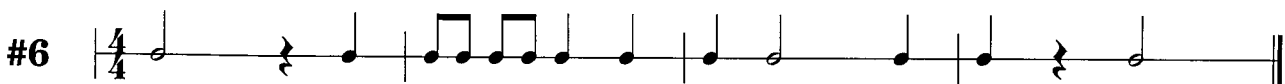
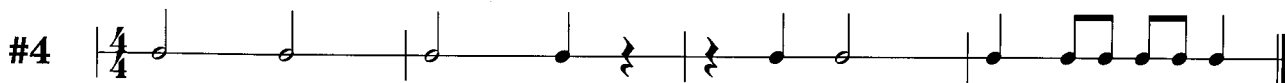

This lesson emphasizes the following rhythmic patterns: ♩ ♩ ♩ and ♩ ♩ ♩ in the time signature of $\frac{3}{4}$.



ApRo Rhythm Factory


Unison Rhythm Exercises # 27

This lesson emphasizes the following rhythmic patterns: ♩ ♩ ♩ and ♩ ♩ in the time signature of $\frac{4}{4}$.



Unison Rhythm Exercises # 28

[illegible]

#2 

#3

A musical staff in 4/4 time signature. The melody consists of the following notes: quarter note G4, eighth-note pair A4-B4, quarter note C5, half note D5, quarter note E5, eighth-note pair F5-G5, quarter note A5, quarter rest, eighth rest, eighth note B5, quarter note C6, quarter rest, eighth rest, eighth note A5, quarter note G5, quarter note F5, quarter note E5. The piece ends with a double bar line.

#4

#5

#6

#7

#8

#9



#10




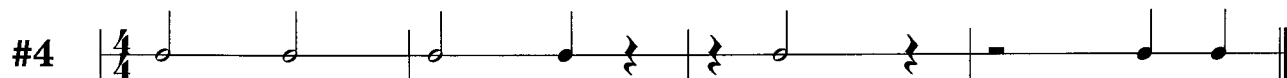

A musical staff labeled '#10' in 4/4 time. The melody consists of quarter notes G4, A4, B4, C5, D5, E5, F#5, G5, followed by a half note rest, then G5, F#5, E5, D5, C5, B4, A4, and finally G4. There are four measures in total.

G A B C D E F♯ G | G F♯ E D C B A G ||

ApRo Rhythm Factory

Unison Rhythm Exercises # 29


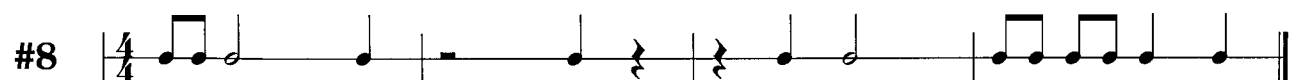
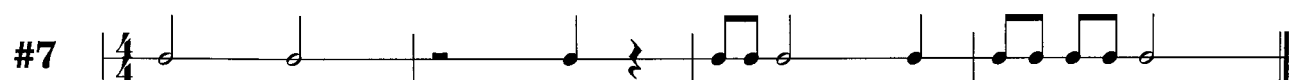
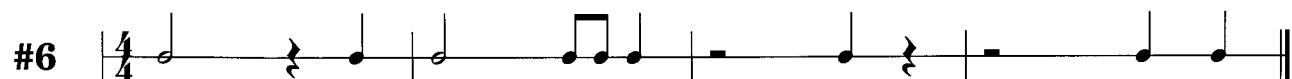

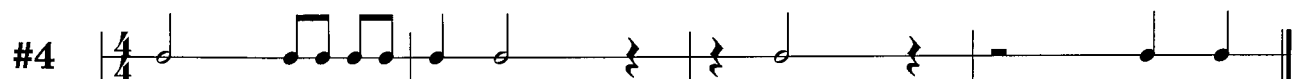

This lesson emphasizes the following rhythmic patterns: $\sim \text{♪} \text{♪}$ and $\text{♪} \text{♪} \sim$ in the time signature of $\frac{4}{4}$.



ApRo Rhythm Factory




Unison Rhythm Exercises # 30

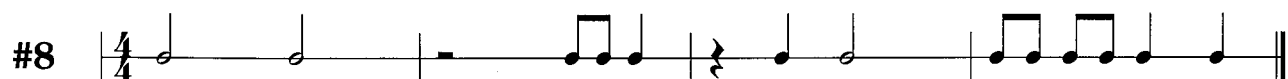
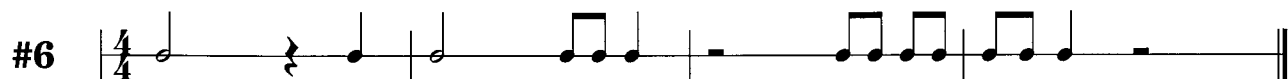
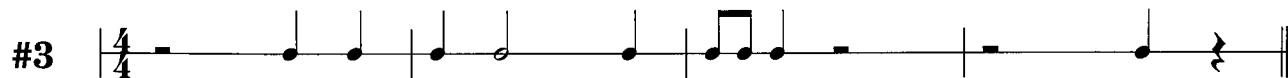
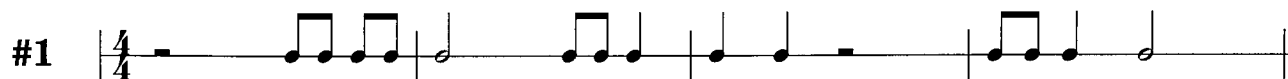
This lesson emphasizes the following rhythmic patterns: $\sim \text{♩} \text{♩}$ and $\text{♩} \text{♩} \sim$ in the time signature of $\frac{4}{4}$.



ApRo Rhythm Factory

Unison Rhythm Exercises # 31

This lesson emphasizes the following rhythmic patterns: ,  and  in the time signature of $\frac{4}{4}$.



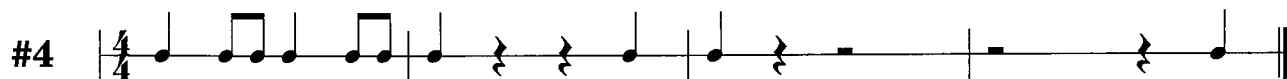


ApRo Rhythm Factory

Unison Rhythm Exercises # 32

This lesson emphasizes the following rhythmic

patterns: $\sim \text{♪}$, $\sim \text{♪♪}$ and


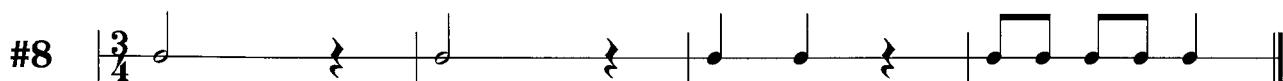
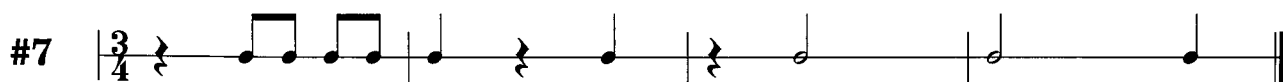
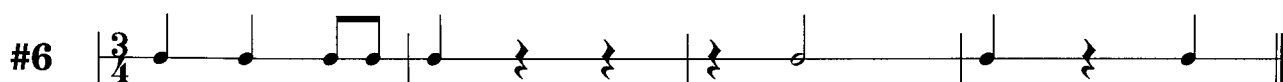


$\text{♪} \text{♪} \sim$ in the time signature of $\frac{4}{4}$.



ApRo Rhythm Factory

Unison Rhythm Exercises # 33


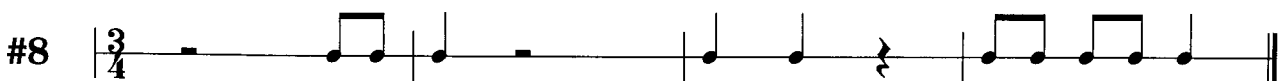


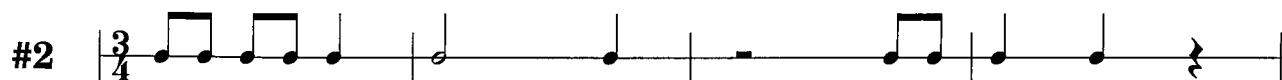
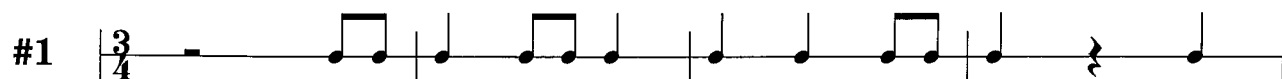
This lesson emphasizes the following rhythmic patterns: $\text{♩} \text{♩}$, $\text{♩} \text{♩}$, $\text{♩} \text{♩}$, and $\text{♩} \text{♩}$ in the time signature of $\frac{3}{4}$.



ApRo Rhythm Factory

Unison Rhythm Exercises # 34

This lesson emphasizes the following rhythmic patterns: $\text{♩} \text{ } ^{\sim}$, $\text{ } ^{\sim} \text{♩}$ and $\text{ } ^{\sim} \text{♩} \text{♩}$ in the time signature of $\frac{3}{4}$.



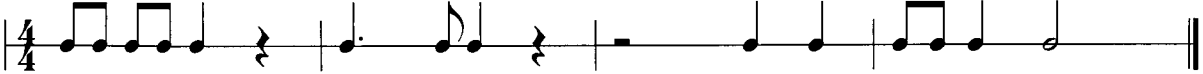
ApRo Rhythm Factory


Unison Rhythm Exercises # 35


This lesson emphasizes the following rhythmic


pattern: $\text{♩.} \text{♪} \text{♩} \text{♩}$ in the time


signature of $\frac{4}{4}$.

#1 

#2 

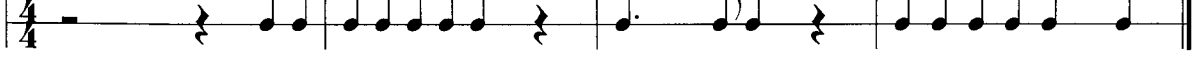
#3 


#4 

#5 

#6 

#7 

#8 


#9 


#10 


ApRo Rhythm Factory


Unison Rhythm Exercises # 36

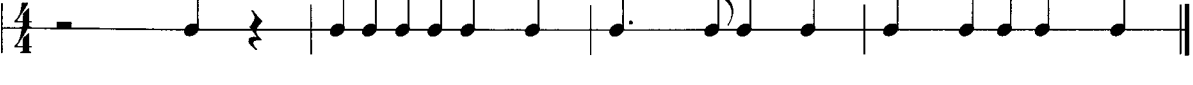
This lesson emphasizes the following rhythmic
pattern: ♩. ♩ ♩ ♩ in the time
signature of $\frac{4}{4}$.


#1 


#2 


#3 


#4 

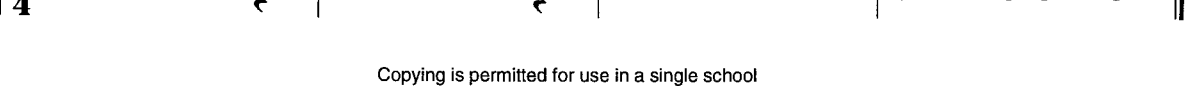
#5 

#6 

#7 

#8 

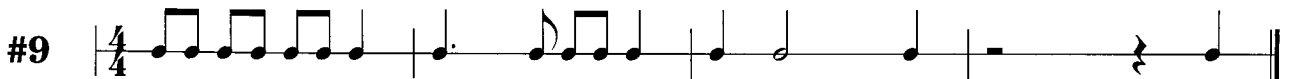
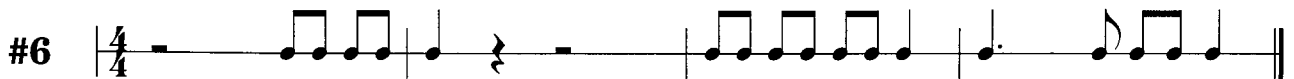
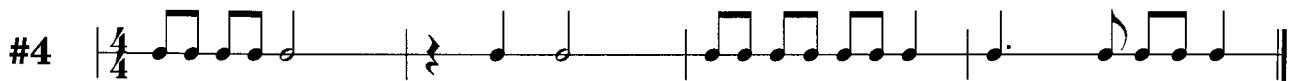

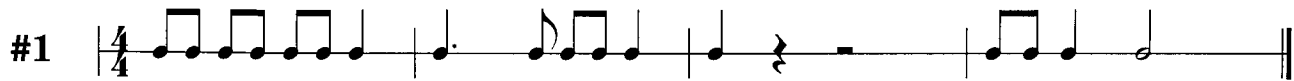
#9 

#10 

ApRo Rhythm Factory

Unison Rhythm Exercises # 37



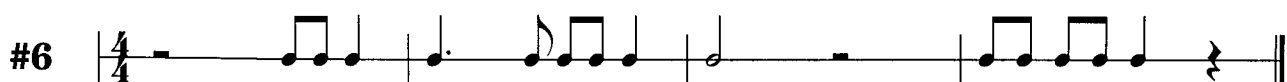



This lesson emphasizes the following rhythmic pattern: $\text{♩} \cdot \text{♪} \text{♪} \text{♩}$ in the time signature of $\frac{4}{4}$.



ApRo Rhythm Factory

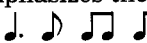
Unison Rhythm Exercises # 38


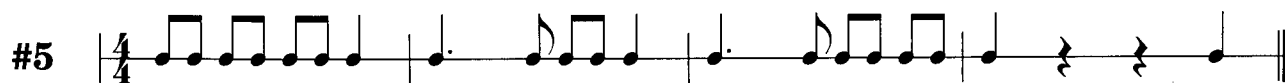
This lesson combines the
previous rhythmic patterns.



ApRo Rhythm Factory

Unison Rhythm Exercises # 39

This lesson emphasizes the following rhythmic
pattern:  in the time
signature of $\frac{4}{4}$.



Unison Rhythm Exercises # 40

signature of $\frac{4}{4}$.

ApRo Rhythm Factory

Unison Rhythm Exercises # 41

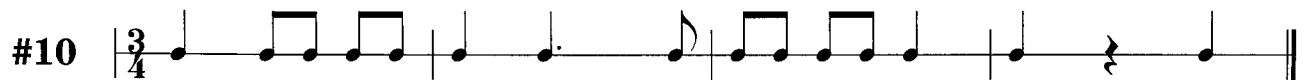
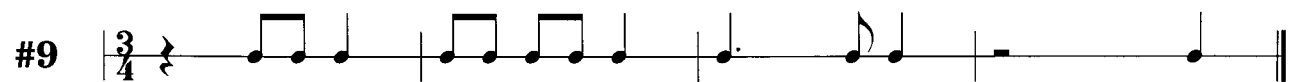
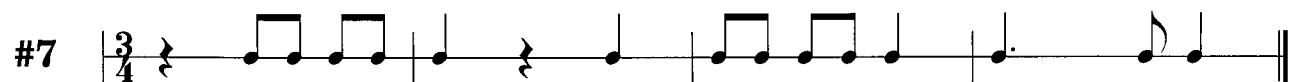
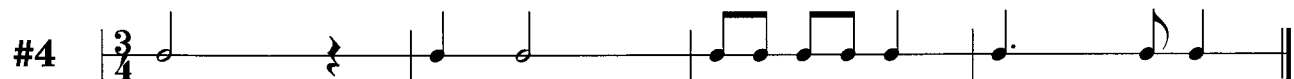
This lesson emphasizes the following rhythmic
pattern: ♪ ♪♪ ♪. ♪ in the time
signature of $\frac{4}{4}$.



ApRo Rhythm Factory







Unison Rhythm Exercises # 42




This lesson emphasizes the following rhythmic patterns: ♩ ♩. ♩ and ♩. ♩ ♩ in the time signature of $\frac{3}{4}$.





ApRo Rhythm Factory

Unison Rhythm Exercises # 43








This lesson emphasizes the following rhythmic patterns:    ,   

and    in the time signature of $\frac{4}{4}$.


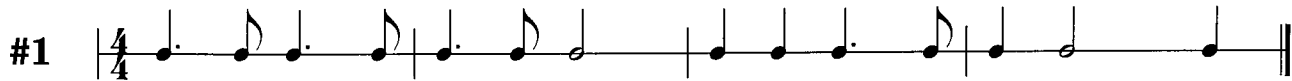


ApRo Rhythm Factory

Unison Rhythm Exercises # 44

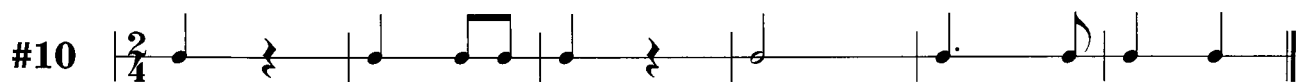
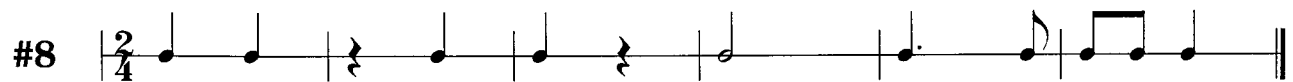
This lesson emphasizes the following rhythmic patterns:     and   

in the time signature of $\frac{4}{4}$.



Unison Rhythm Exercises # 45

#1





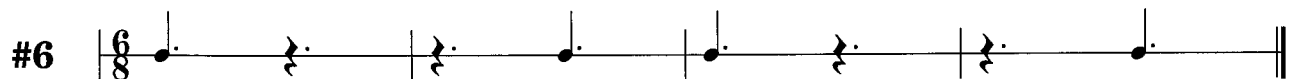
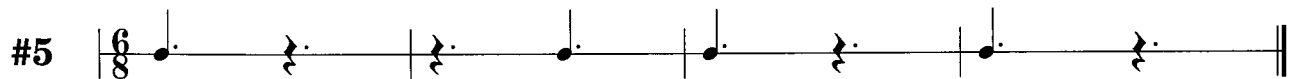
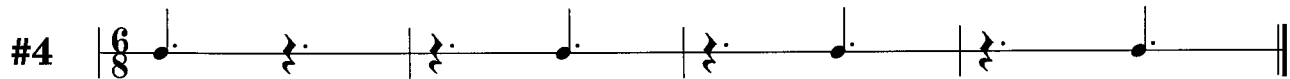
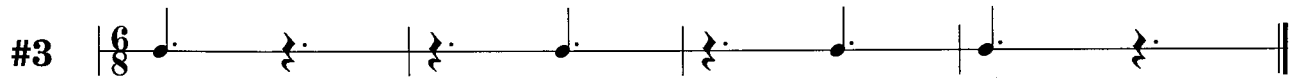
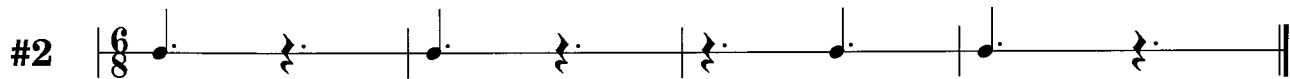
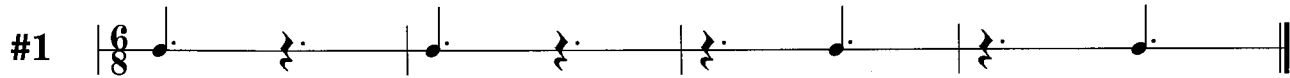


ApRo Rhythm Factory

Unison Rhythm Exercises # 46

This lesson emphasizes the following
rhythmic pattern: ♩. ♪. and ♪. ♩.





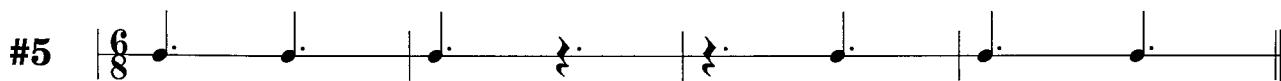




in the time signature of $\frac{6}{8}$.



ApRo Rhythm Factory

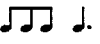
Unison Rhythm Exercises # 47









This lesson compares the time signatures of $\frac{6}{8}$ and $\frac{2}{4}$.



ApRo Rhythm Factory






Unison Rhythm Exercises # 48

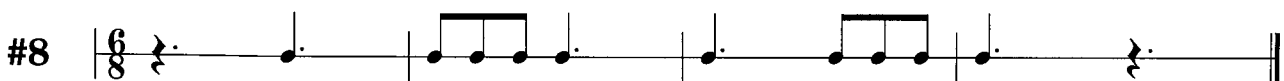
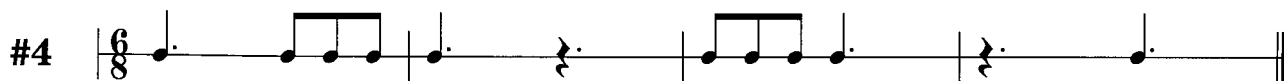

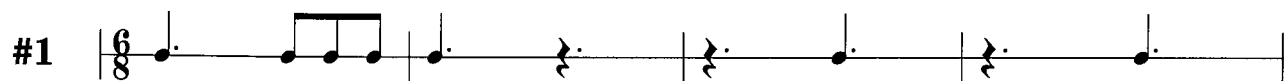
This lesson emphasizes the following
rhythmic pattern:  in the
time signature of $\frac{6}{8}$.



ApRo Rhythm Factory

Unison Rhythm Exercises # 49


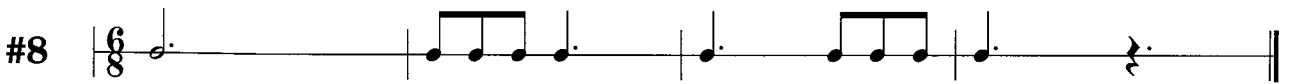
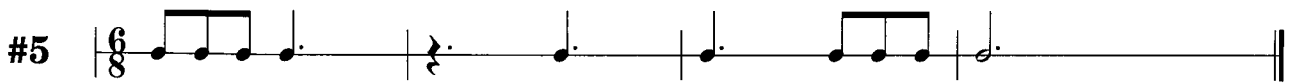
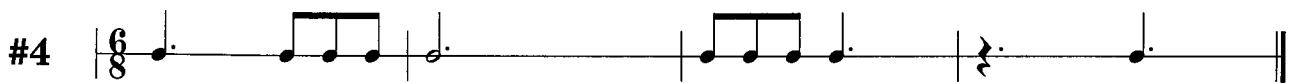
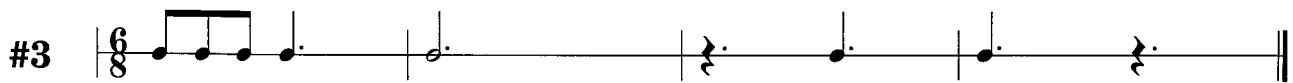
This lesson emphasizes the following
rhythmic patterns:    and  
in the time signature of $\frac{6}{8}$.



ApRo Rhythm Factory


Unison Rhythm Exercises # 50

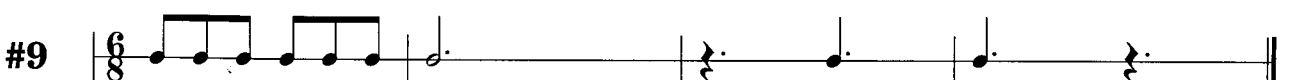

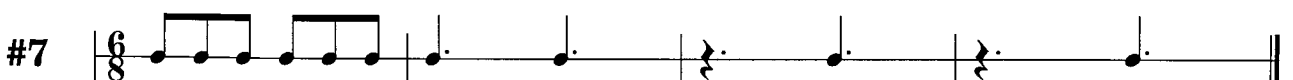
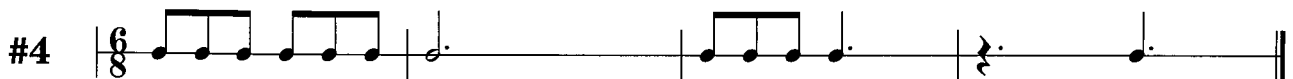
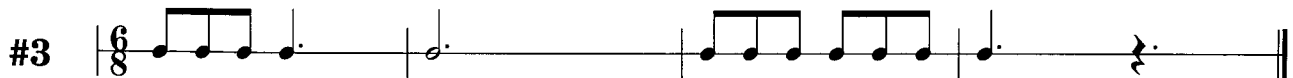
This lesson emphasizes the following
rhythmic pattern: ♩. in the
time signature of $\frac{6}{8}$.



ApRo Rhythm Factory

Unison Rhythm Exercises # 51

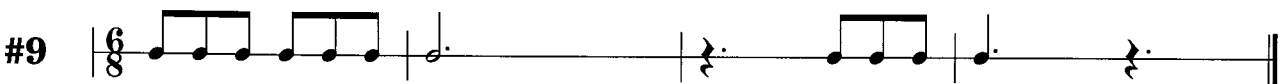
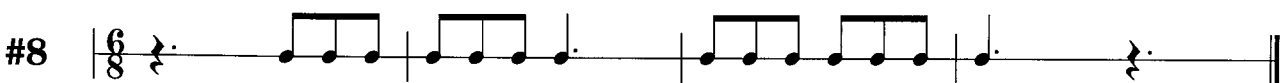
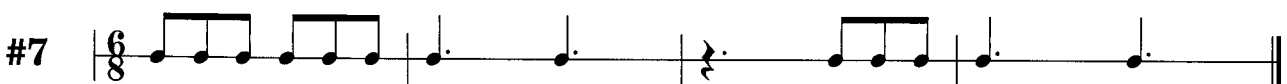
This lesson emphasizes the following
rhythmic pattern:  in the
time signature of $\frac{6}{8}$.



ApRo Rhythm Factory

Unison Rhythm Exercises # 52

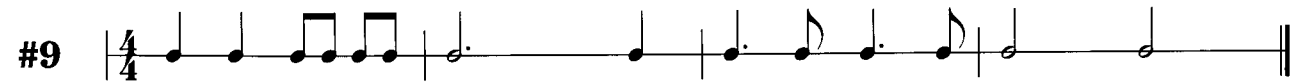

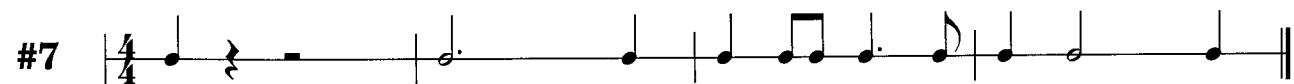
This lesson emphasizes the following
rhythmic pattern: ♩. ♩♩ in the
time signature of $\frac{6}{8}$.



ApRo Rhythm Factory

Unison Rhythm Exercises # 53

This lesson emphasizes the following rhythmic
patterns: $\text{♩} \cdot \text{♩}$ and $\text{♩} \text{♩}$
in the time signature of $\frac{4}{4}$.

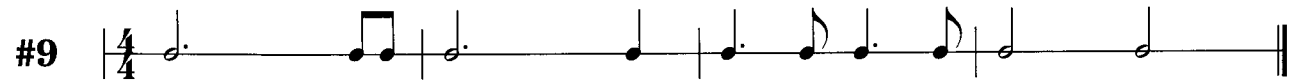
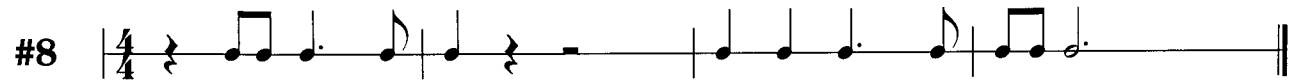



ApRo Rhythm Factory

Unison Rhythm Exercises # 54

This lesson emphasizes the following rhythmic patterns: ♩ , ♪♪ and ♪♪ ♩ .

in the time signature of $\frac{4}{4}$.



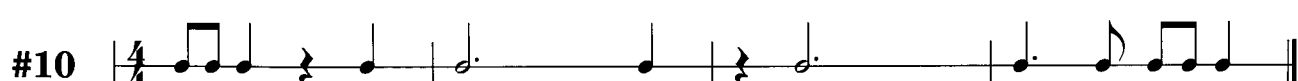
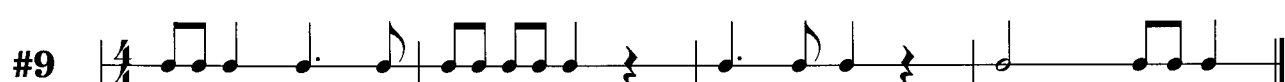

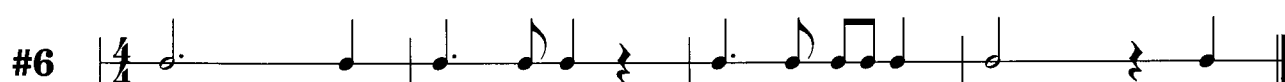

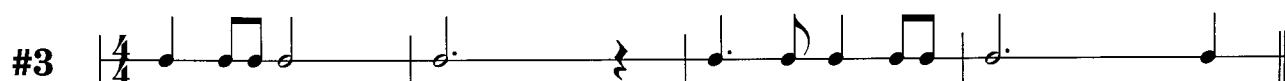
ApRo Rhythm Factory

Unison Rhythm Exercises # 55

This lesson emphasizes the following rhythmic

patterns: $\text{♩} \text{ ♯}$ and $\text{♯} \text{ ♩}$.






in the time signature of $\frac{4}{4}$.



ApRo Rhythm Factory


Unison Rhythm Exercises # 56

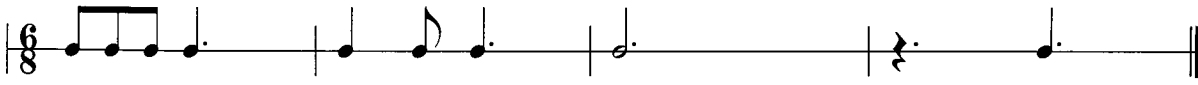
This lesson emphasizes the following rhythmic pattern: ♩. in the time signature of $\frac{3}{4}$.

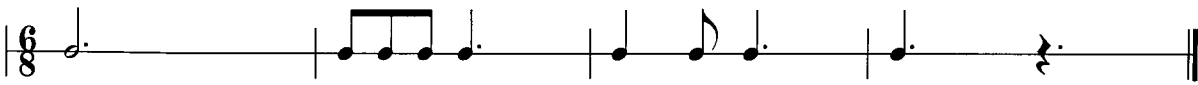


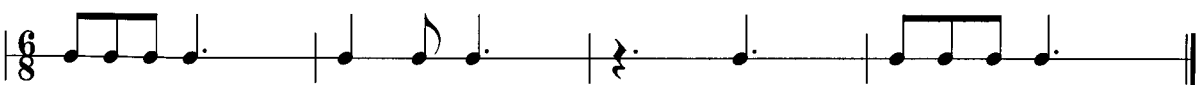
ApRo Rhythm Factory


Unison Rhythm Exercises # 57


This lesson emphasizes the following
rhythmic pattern:  in the
time signature of $\frac{6}{8}$.


#1 


#2 


#3 


#4 


#5 

#6 

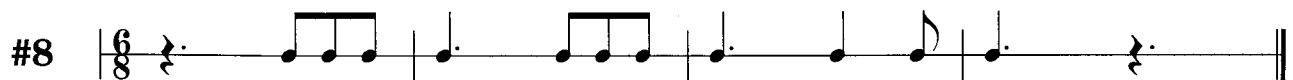
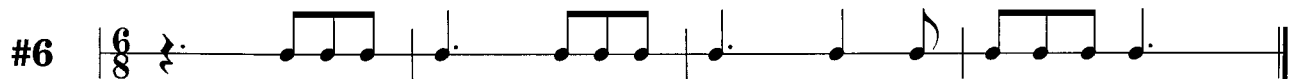
#7 

#8 

#9 

#10 

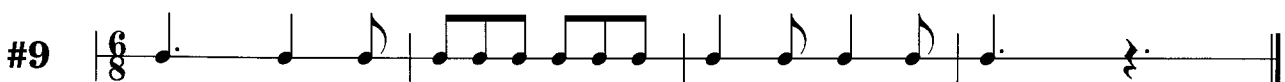
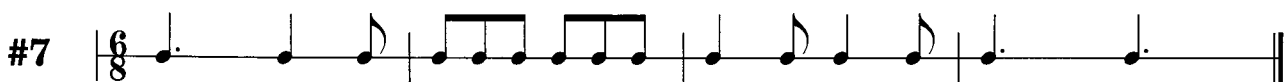
Unison Rhythm Exercises # 58

[illegible]


ApRo Rhythm Factory

Unison Rhythm Exercises # 59

This lesson emphasizes the following
rhythmic pattern: ♪ ♪ ♪ ♪ in the
time signature of $\frac{6}{8}$.







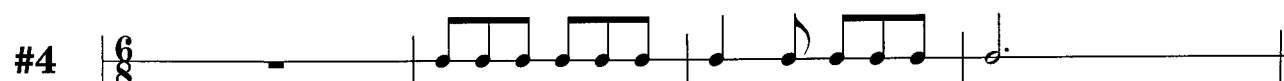

Unison Rhythm Exercises # 60

and  in the time signature of $\frac{6}{8}$.

ApRo Rhythm Factory

Unison Rhythm Exercises # 61

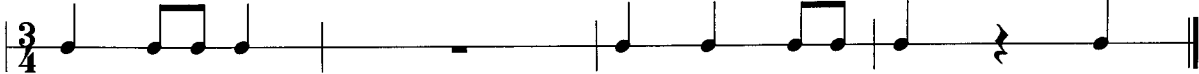
This lesson emphasizes the following
rhythmic pattern:  in the
time signature of $\frac{6}{8}$.





ApRo Rhythm Factory

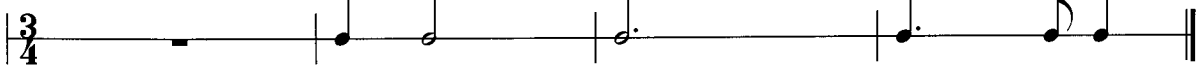
Unison Rhythm Exercises # 62


This lesson emphasizes the following rhythmic pattern: ♩ in the time signature of $\frac{3}{4}$.


#1 


#2 

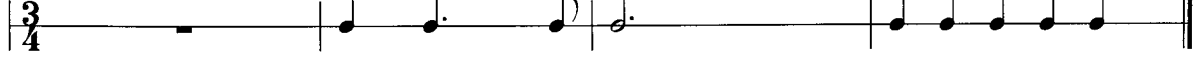
#3 

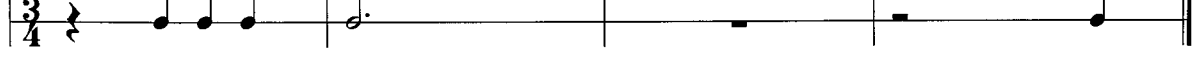
#4 

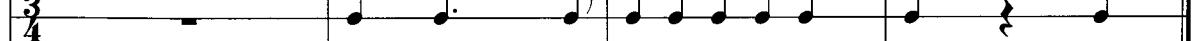
#5 

#6 

#7 

#8 

#9 






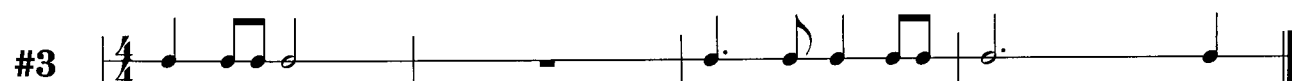
#10 

ApRo Rhythm Factory

Unison Rhythm Exercises # 63

This lesson emphasizes the following rhythmic
patterns: ♪ and ○

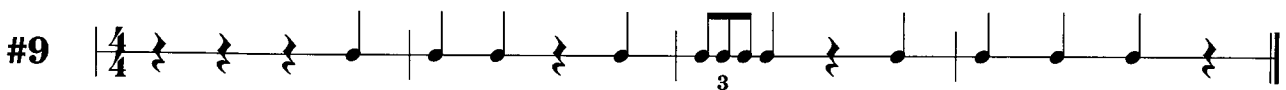
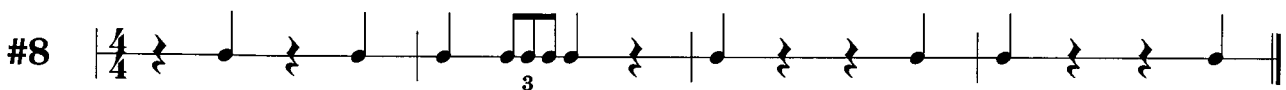
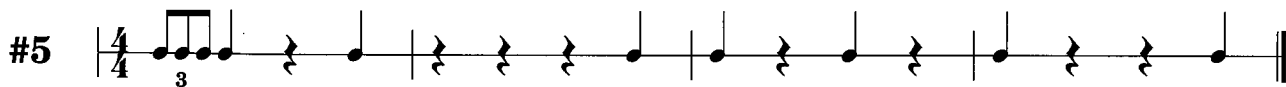
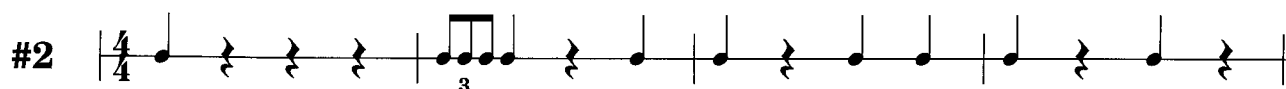
in the time signature of $\frac{4}{4}$.



ApRo Rhythm Factory

Unison Rhythm Exercises # 64

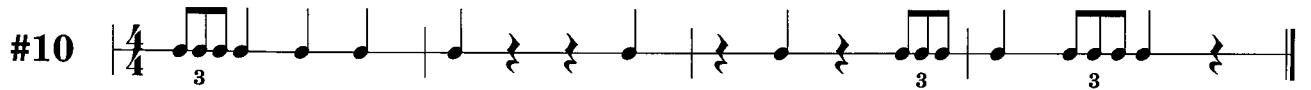
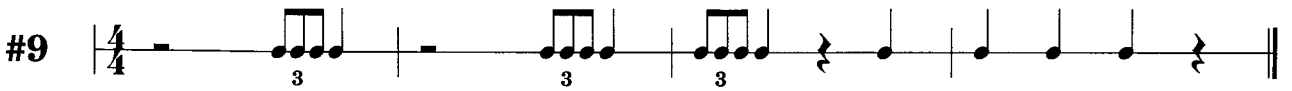
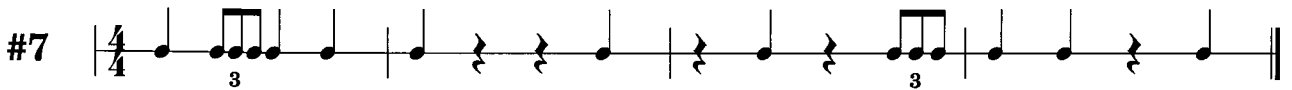
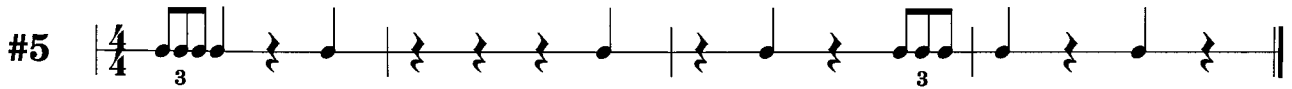
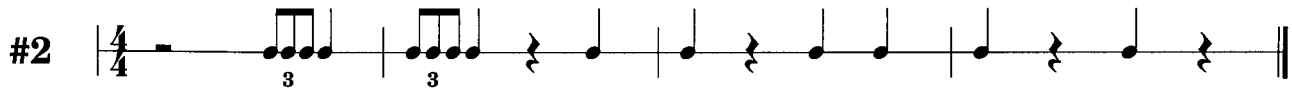
This lesson emphasizes the following rhythmic patterns: $\text{♩} \text{♩} \text{♩}$ and $\text{♩} \text{♩} \text{♩}$ in the time signature of $\frac{4}{4}$.



ApRo Rhythm Factory

Unison Rhythm Exercises # 65

This lesson continues to emphasize the
patterns: $\overset{3}{\text{♪♪♪}}$ ♩ and ♩ $\overset{3}{\text{♪♪♪}}$ in the time
signature of $\frac{4}{4}$.

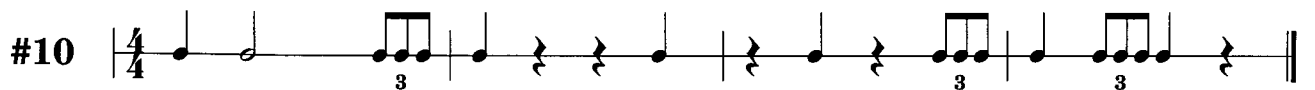

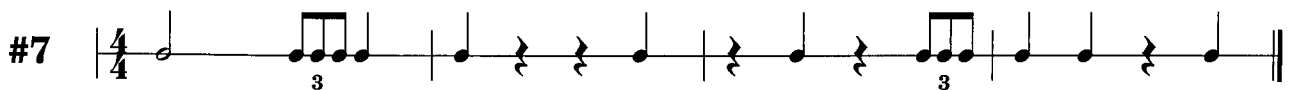
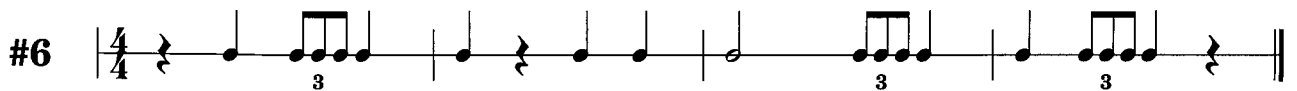

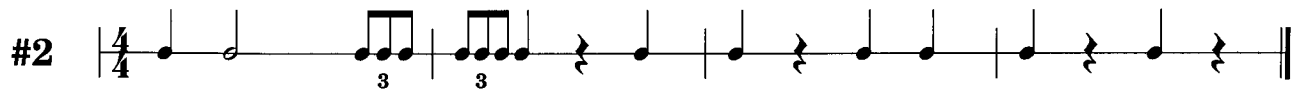


ApRo Rhythm Factory

Unison Rhythm Exercises # 66

This lesson emphasizes the following rhythmic patterns:

$\overset{3}{\text{♩}} \text{♩}$, $\text{♩} \overset{3}{\text{♩}}$ and $\sim \overset{3}{\text{♩}}$ in the time signature of $\frac{4}{4}$.



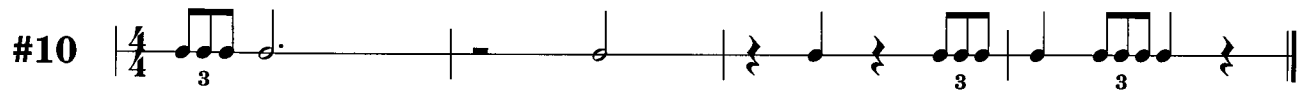
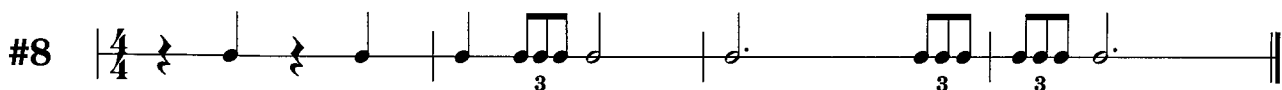

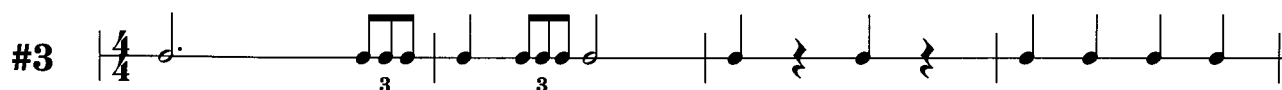
ApRo Rhythm Factory

Unison Rhythm Exercises # 67


This lesson emphasizes the following rhythmic

patterns: $\text{♩} \text{♩} \text{♩}$ and $\text{♩} \text{♩} \text{♩}$ in the

time signature of $\frac{4}{4}$.



Unison Rhythm Exercises # 68


 in the time signature of $\frac{4}{4}$.

#10


Unison Rhythm Exercises # 69

following rhythmic pattern:

#1

#2 

#3




#4


#5 

#6

#7



#8 

#9 

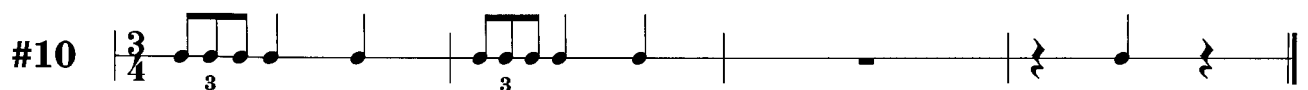
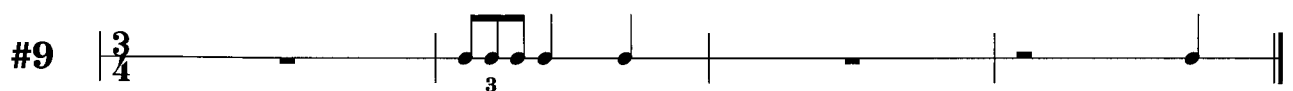
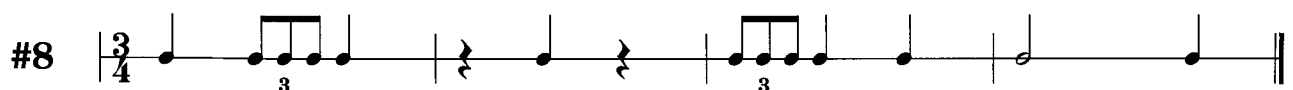
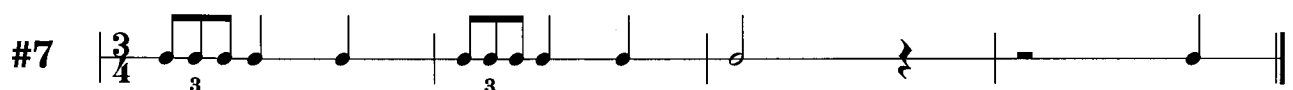
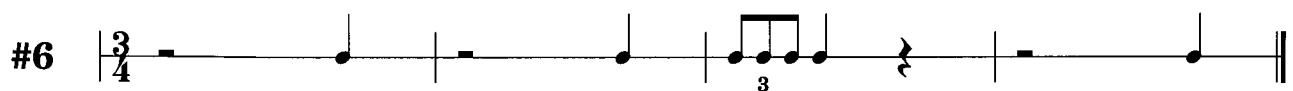
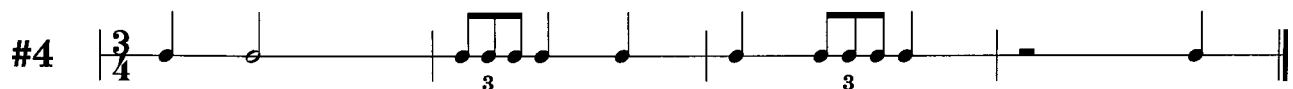
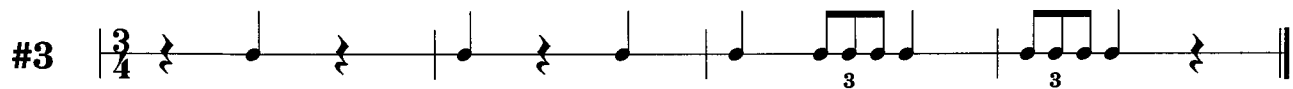

#10

ApRo Rhythm Factory

Unison Rhythm Exercises # 70

This lesson emphasizes the following rhythmic patterns:




♪ $\overset{3}{\text{♪♪♪}}$ and $\overset{3}{\text{♪♪♪}}$ ♪ in the time signature of $\frac{3}{4}$.

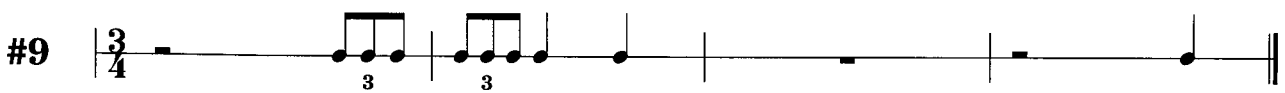
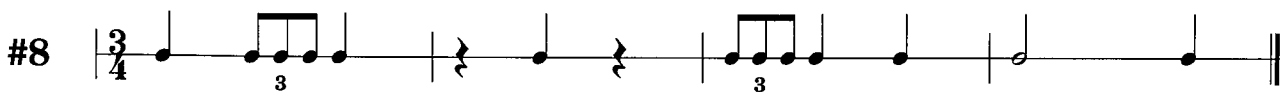
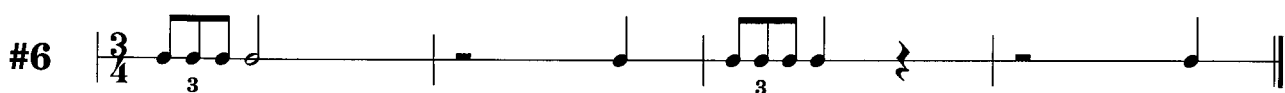
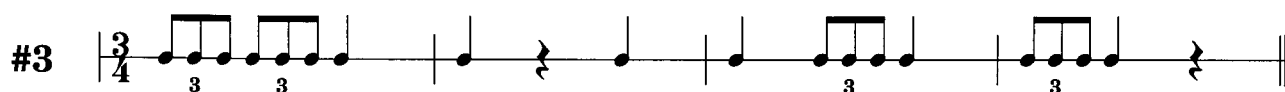
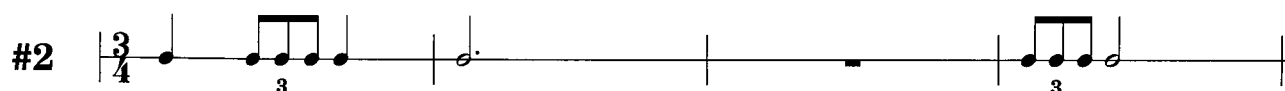
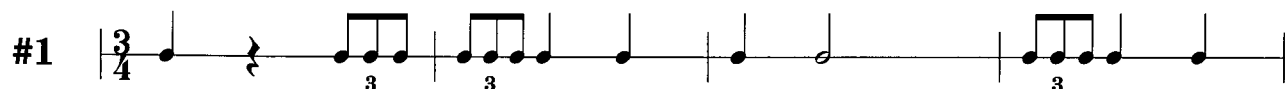


ApRo Rhythm Factory

Unison Rhythm Exercises # 71

This lesson emphasizes the following rhythmic patterns:

 ,  and  in the
time signature of $\frac{3}{4}$.



ApRo Rhythm Factory

Unison Rhythm Exercises # 72

This lesson compares the time
signatures of $\frac{6}{8}$ and $\frac{2}{4}$.

#1 $\frac{2}{4}$ 

#2 $\frac{6}{8}$ 

#3 $\frac{2}{4}$ 

#4 $\frac{6}{8}$ 

#5 $\frac{2}{4}$ 

#6 $\frac{6}{8}$ 

#7 $\frac{2}{4}$ 

#8 $\frac{6}{8}$ 



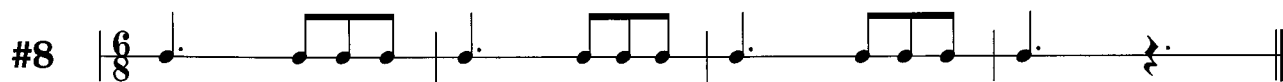
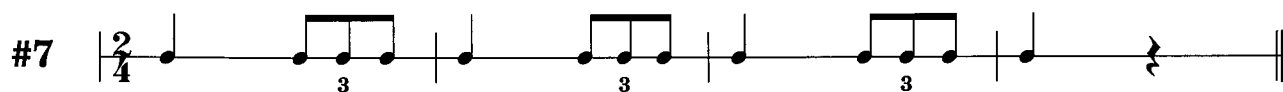
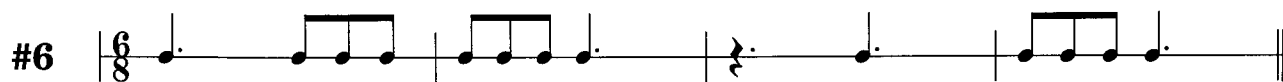

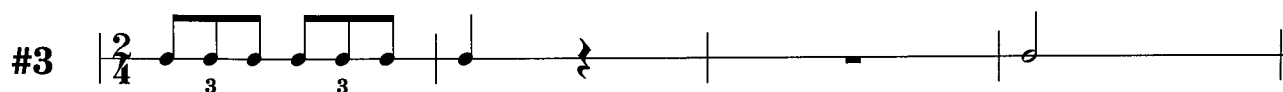
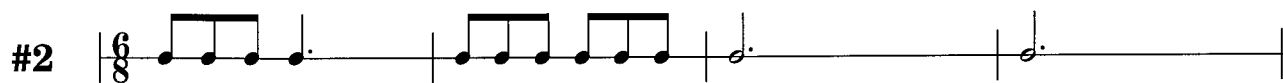
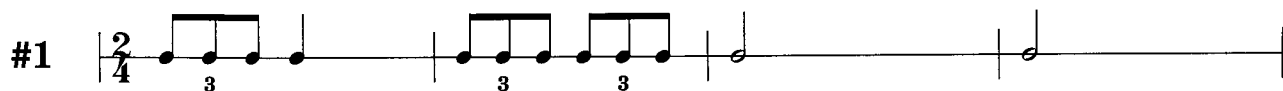
#9 $\frac{2}{4}$ 

#10 $\frac{6}{8}$ 

ApRo Rhythm Factory

Unison Rhythm Exercises # 73

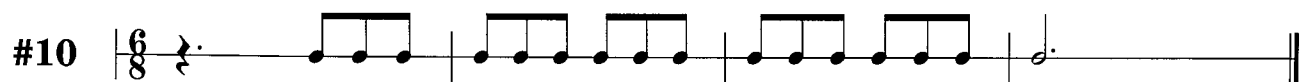


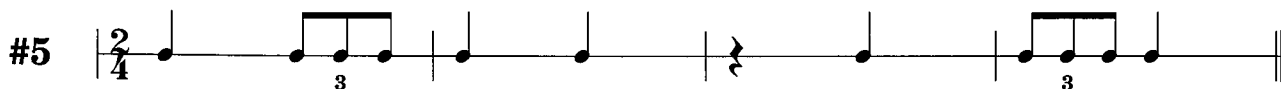

This lesson continues comparing the
time signatures of $\frac{6}{8}$ and $\frac{2}{4}$.



ApRo Rhythm Factory



Unison Rhythm Exercises # 74


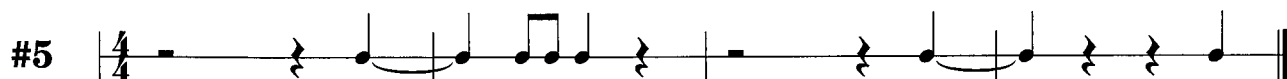
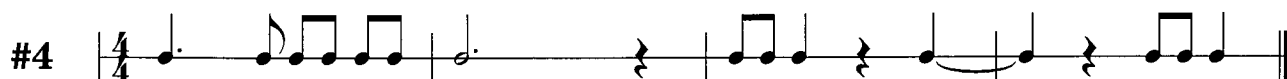
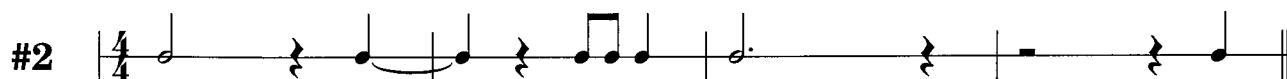
This lesson continues comparing the
time signatures of $\frac{6}{8}$ and $\frac{2}{4}$.



ApRo Rhythm Factory



Unison Rhythm Exercises # 75



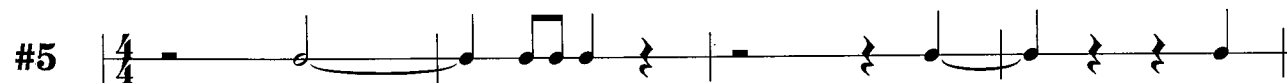

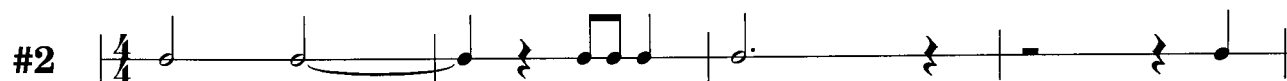

This lesson emphasizes the following
rhythmic patterns:  and  in the
time signature of $\frac{4}{4}$ and $\frac{3}{4}$.



ApRo Rhythm Factory

Unison Rhythm Exercises # 76

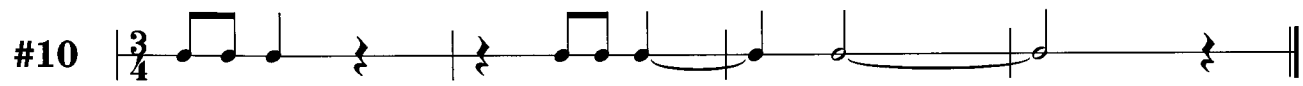



This lesson emphasizes the following
rhythmic patterns:  and  in the
time signature of $\frac{4}{4}$ and $\frac{3}{4}$.



ApRo Rhythm Factory

Unison Rhythm Exercises # 77

This lesson emphasizes the following
rhythmic patterns: $\text{♩} \cdot | \text{♩}$ and $\text{♩} \cdot | \text{♩}$ in the
time signature of $\frac{4}{4}$ and $\frac{3}{4}$.



Unison Rhythm Exercises # 78

This lesson emphasizes the following

rhythmic patterns:  and  in the

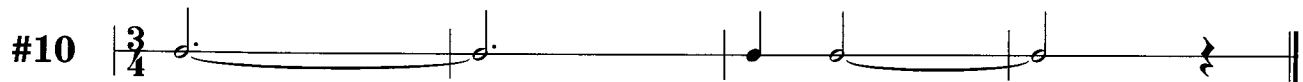
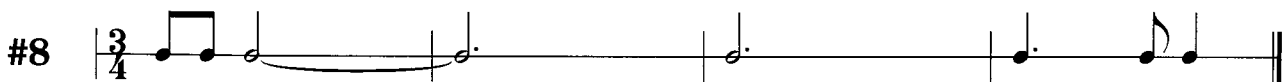


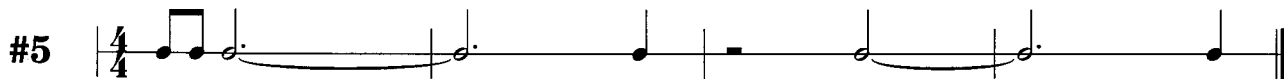



time signature of $\frac{4}{4}$ and $\frac{3}{4}$.




ApRo Rhythm Factory


Unison Rhythm Exercises # 79

This lesson emphasizes the following
rhythmic patterns: $\text{♩} \cdot \text{♩}$ and $\text{♩} \text{♩} \text{♩}$ in the
time signature of $\frac{4}{4}$ and $\frac{3}{4}$.





Unison Rhythm Exercises # 80

This lesson combines  rhythms

#1 

#2 


#3 

#4 

#5



#6



#7

[illegible]

#9





#10

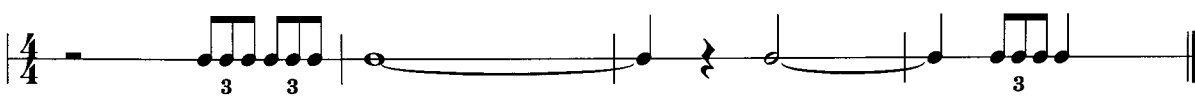


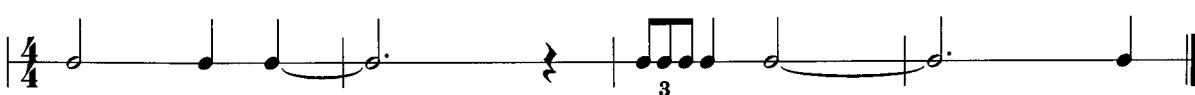
ApRo Rhythm Factory


Unison Rhythm Exercises # 81


This lesson combines  rhythms
with previous "tied" rhythms.

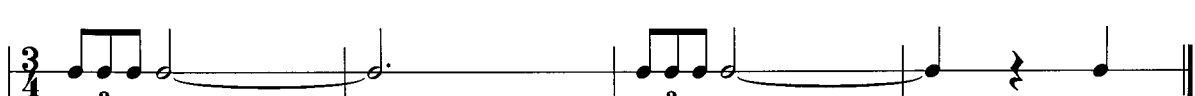
#1 

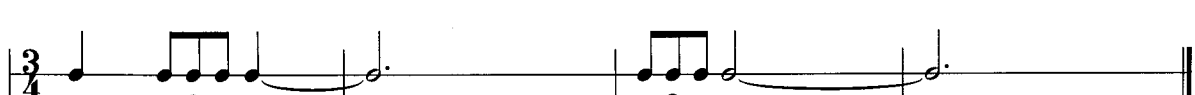
#2 


#3 


#4 


#5 

#6 

#7 

#8 

#9 

#10 

ApRo Rhythm Factory

Unison Rhythm Exercises # 82

This lesson emphasizes the following
rhythmic pattern: 7 8 on the "and" of beats
3 or 4 in the time signature of $\frac{4}{4}$ and $\frac{3}{4}$.

#1 

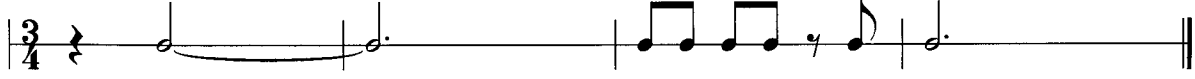
#2 


#3 


#4 

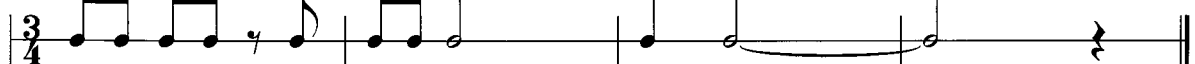
#5 

#6 

#7 

#8 

#9 

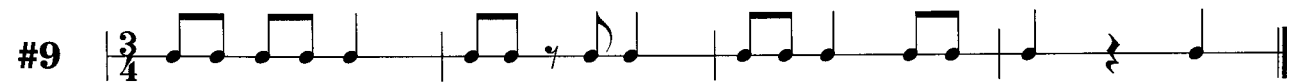
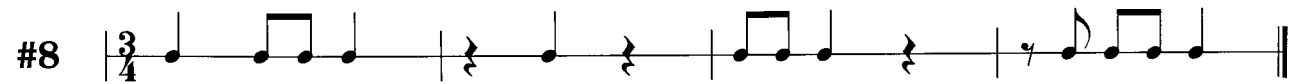
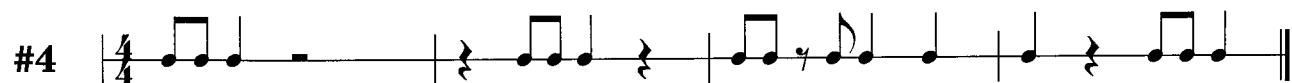
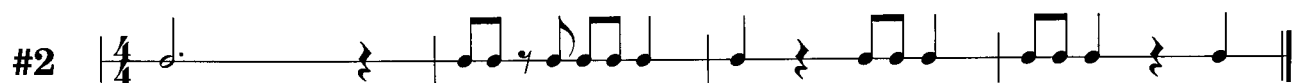
#10 

ApRo Rhythm Factory

Unison Rhythm Exercises # 83

This lesson emphasizes the following
rhythmic pattern: ♪ on the "and" of beats

1 or 2 in the time signature of $\frac{4}{4}$ and $\frac{3}{4}$.



ApRo Rhythm Factory

Unison Rhythm Exercises # 84

This lesson combines the rhythmic patterns from the two previous lessons.

#1 

#2 

#3 

#4 

#5 

#6 

#7 

#8 

#9 

#10 

ApRo Rhythm Factory

Unison Rhythm Exercises # 85

This lesson emphasizes the following
rhythmic pattern: ♪♪ on the "and" of beats
3 or 4 in the time signature of $\frac{4}{4}$ and $\frac{3}{4}$.

#1 $\frac{4}{4}$ | ♪ ♪ ♪ ♪ ♪ ♪ | ♪ ♪ ♪ ♪ ♪ ♪ | ♪ ♪ ♪ ♪ ♪ ♪ | ♪ ♪ ♪ ♪ ♪ ♪ ||

#2 $\frac{4}{4}$ | ♪ ♪ ♪ ♪ ♪ ♪ | ♪ ♪ ♪ ♪ ♪ ♪ | ♪ ♪ ♪ ♪ ♪ ♪ | ♪ ♪ ♪ ♪ ♪ ♪ ||

#3 $\frac{4}{4}$ | ♪ ♪ ♪ ♪ ♪ ♪ | ♪ ♪ ♪ ♪ ♪ ♪ | ♪ ♪ ♪ ♪ ♪ ♪ | ♪ ♪ ♪ ♪ ♪ ♪ ||

#4 $\frac{4}{4}$ | ♪ ♪ ♪ ♪ ♪ ♪ | ♪ ♪ ♪ ♪ ♪ ♪ | ♪ ♪ ♪ ♪ ♪ ♪ | ♪ ♪ ♪ ♪ ♪ ♪ ||

#5 $\frac{4}{4}$ | ♪ ♪ ♪ ♪ ♪ ♪ | ♪ ♪ ♪ ♪ ♪ ♪ | ♪ ♪ ♪ ♪ ♪ ♪ | ♪ ♪ ♪ ♪ ♪ ♪ ||

#6 $\frac{3}{4}$ | ♪ ♪ ♪ ♪ ♪ ♪ | ♪ ♪ ♪ ♪ ♪ ♪ | ♪ ♪ ♪ ♪ ♪ ♪ | ♪ ♪ ♪ ♪ ♪ ♪ ||

#7 $\frac{3}{4}$ | ♪ ♪ ♪ ♪ ♪ ♪ | ♪ ♪ ♪ ♪ ♪ ♪ | ♪ ♪ ♪ ♪ ♪ ♪ | ♪ ♪ ♪ ♪ ♪ ♪ ||

#8 $\frac{3}{4}$ | ♪ ♪ ♪ ♪ ♪ ♪ | ♪ ♪ ♪ ♪ ♪ ♪ | ♪ ♪ ♪ ♪ ♪ ♪ | ♪ ♪ ♪ ♪ ♪ ♪ ||


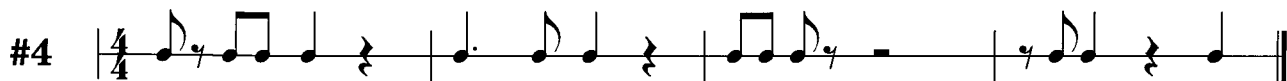

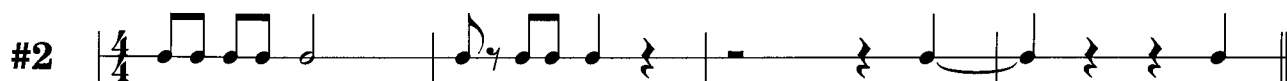
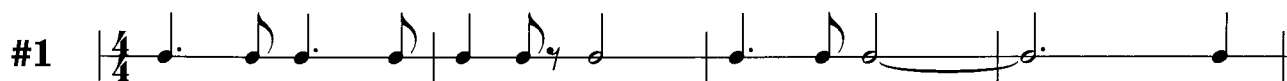
#9 $\frac{3}{4}$ | ♪ ♪ ♪ ♪ ♪ ♪ | ♪ ♪ ♪ ♪ ♪ ♪ | ♪ ♪ ♪ ♪ ♪ ♪ | ♪ ♪ ♪ ♪ ♪ ♪ ||

#10 $\frac{3}{4}$ | ♪ ♪ ♪ ♪ ♪ ♪ | ♪ ♪ ♪ ♪ ♪ ♪ | ♪ ♪ ♪ ♪ ♪ ♪ | ♪ ♪ ♪ ♪ ♪ ♪ ||

ApRo Rhythm Factory

Unison Rhythm Exercises # 86

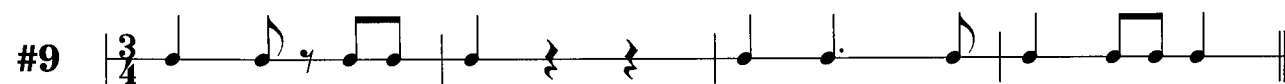

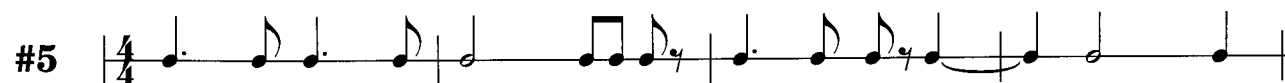

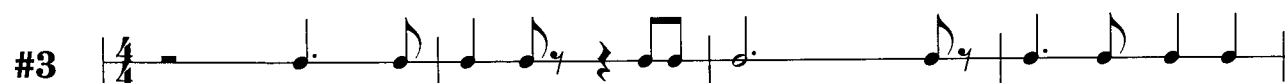
This lesson emphasizes the following
rhythmic pattern: ♪♪ on the "and" of beats
1 or 2 in the time signature of $\frac{4}{4}$ and $\frac{3}{4}$.



ApRo Rhythm Factory

Unison Rhythm Exercises # 87

This lesson combines the rhythmic patterns from the two previous lessons.

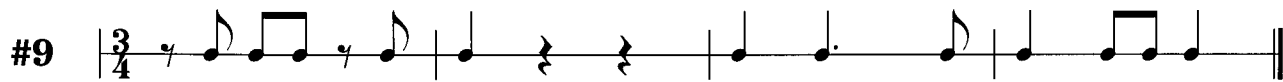
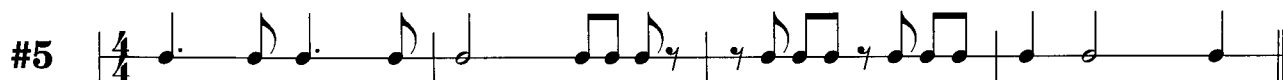
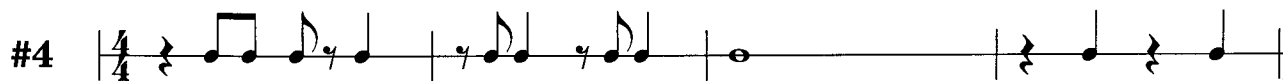


ApRo Rhythm Factory

Unison Rhythm Exercises # 88

This lesson emphasizes the following rhythmic patterns: $\text{♩} \text{♩} \text{♩} \text{♩}$ and $\text{♩} \text{♩} \text{♩} \text{♩}$



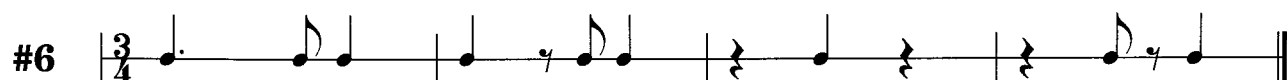

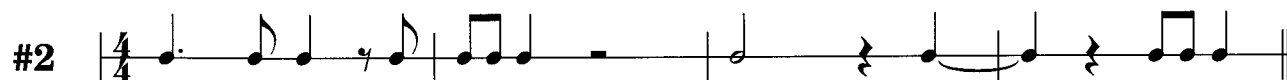

in the time signature of $\frac{4}{4}$ and adapted for $\frac{3}{4}$.



ApRo Rhythm Factory

Unison Rhythm Exercises # 89

This lesson emphasizes the following rhythmic patterns: ♩ ♩ ♩ ♩ and ♩ ♩ ♩ ♩ in the time signature of $\frac{4}{4}$ and adapted for $\frac{3}{4}$.


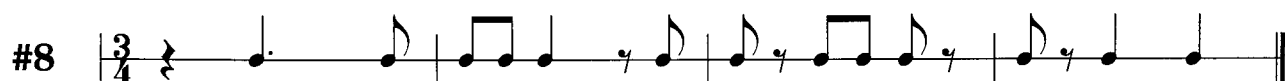
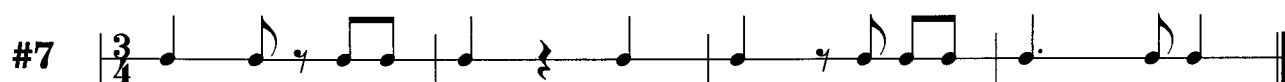
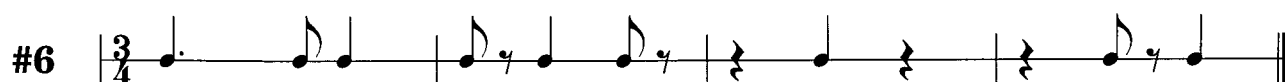


ApRo Rhythm Factory

Unison Rhythm Exercises # 90



This lesson emphasizes the following rhythmic patterns: ♪♪ ♪ ♪♪ ♪ and ♪♪ ♪♪ ♪♪ ♪♪

in the time signature of $\frac{4}{4}$ and adapted for $\frac{3}{4}$.

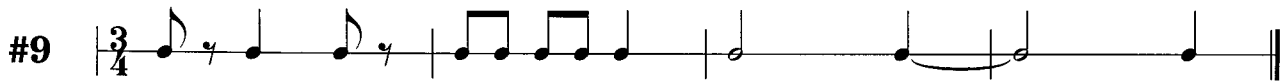
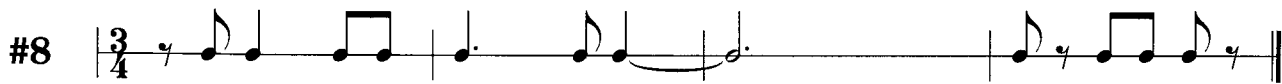
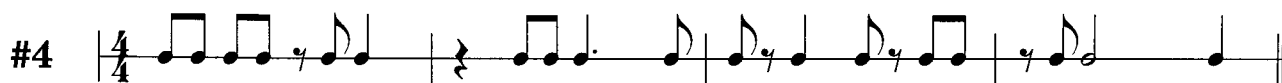


ApRo Rhythm Factory

Unison Rhythm Exercises # 91



This lesson emphasizes the following rhythmic patterns:  and 

in the time signature of $\frac{4}{4}$ and adapted for $\frac{3}{4}$.

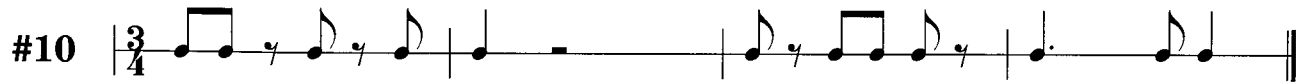
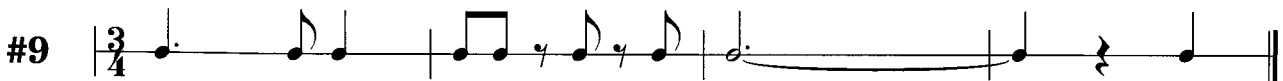




ApRo Rhythm Factory

Unison Rhythm Exercises # 92

This lesson emphasizes the following rhythmic patterns:  



in the time signature of $\frac{4}{4}$ and adapted for $\frac{3}{4}$.



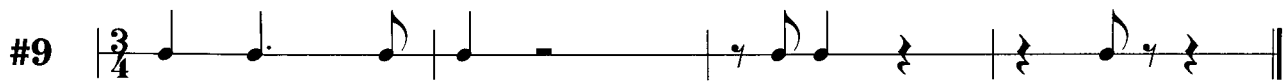
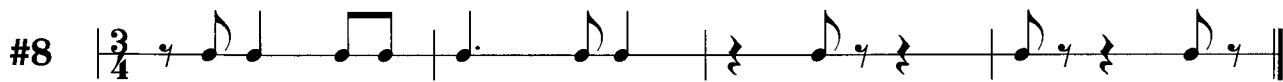


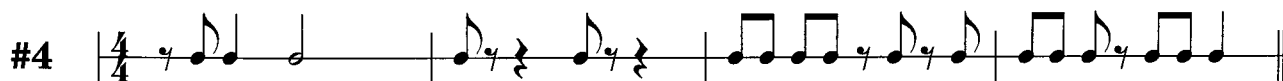
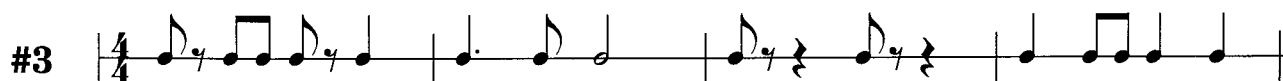
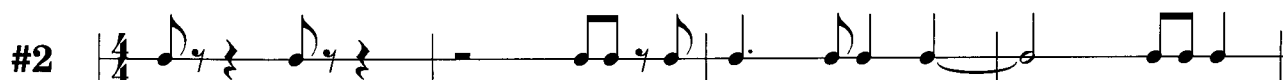

ApRo Rhythm Factory

Unison Rhythm Exercises # 93

This lesson emphasizes the following rhythmic

patterns:  

in the time signature of $\frac{4}{4}$ and adapted for $\frac{3}{4}$.

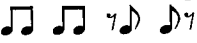


Unison Rhythm Exercises # 94

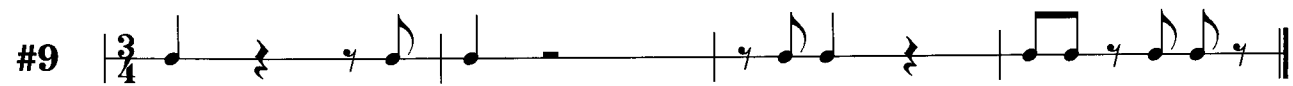
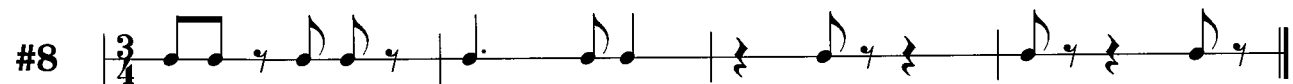
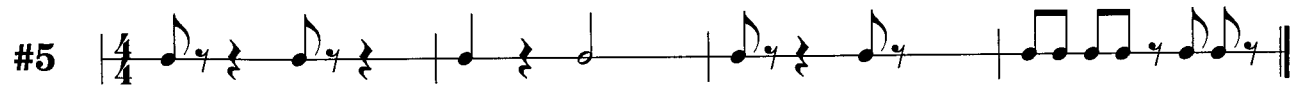
in the time signature of $\frac{4}{4}$ and adapted for $\frac{3}{4}$.

ApRo Rhythm Factory

Unison Rhythm Exercises # 95


This lesson emphasizes the following rhythmic patterns: 

in the time signature of $\frac{4}{4}$ and adapted for $\frac{3}{4}$.

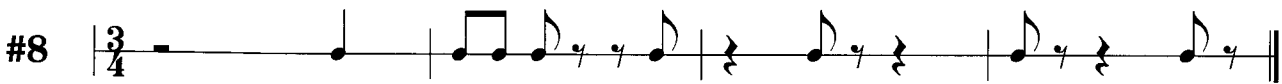
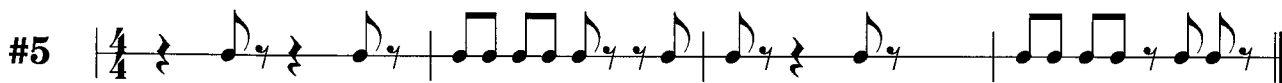
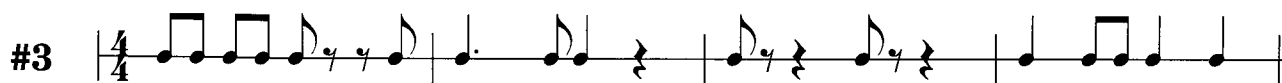



ApRo Rhythm Factory

Unison Rhythm Exercises # 96

This lesson emphasizes the following rhythmic patterns: 

in the time signature of $\frac{4}{4}$ and adapted for $\frac{3}{4}$.



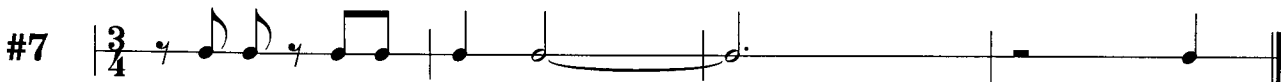

ApRo Rhythm Factory

Unison Rhythm Exercises # 97

This lesson emphasizes the following rhythmic

patterns: γ ♩ ♩ ♩ ♩

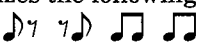
in the time signature of $\frac{4}{4}$ and adapted for $\frac{3}{4}$.




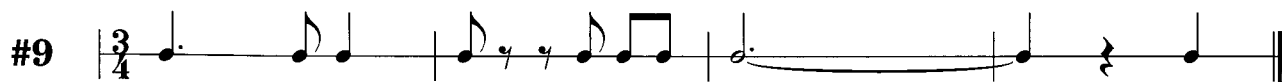
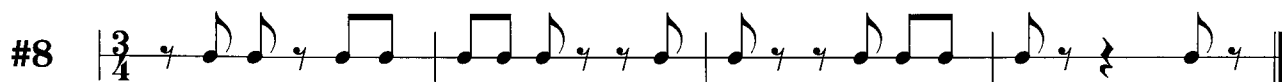
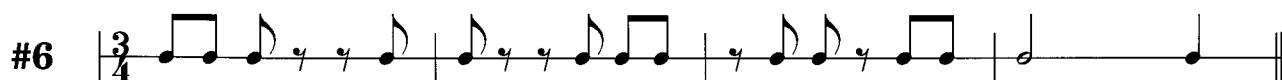
ApRo Rhythm Factory

Unison Rhythm Exercises # 98

This lesson emphasizes the following rhythmic

patterns: 


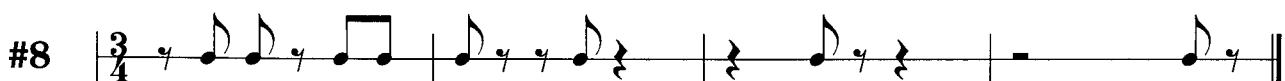

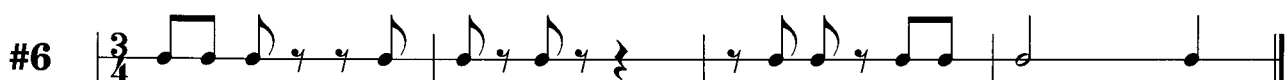

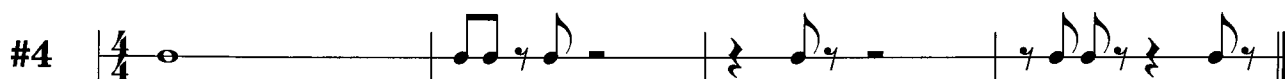
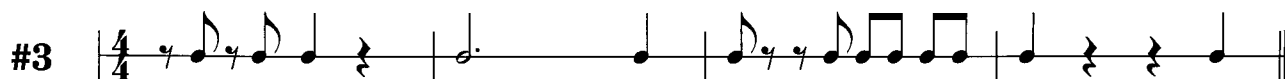
in the time signature of $\frac{4}{4}$ and adapted for $\frac{3}{4}$.



ApRo Rhythm Factory

Unison Rhythm Exercises # 99

This lesson emphasizes more practice on rhythmic patterns found in previous lessons.



Unison Rhythm Exercises # 100

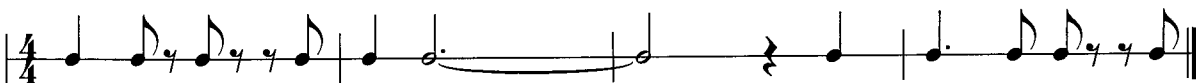
patterns found in previous lessons.

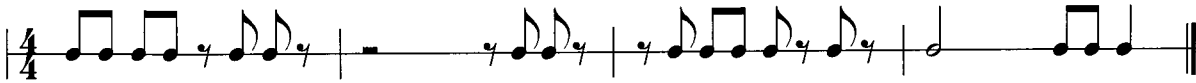



ApRo Rhythm Factory


Unison Rhythm Exercises # 101


This lesson emphasizes more practice on rhythmic patterns found in previous lessons.


#1 

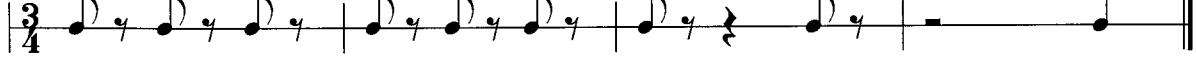
#2 

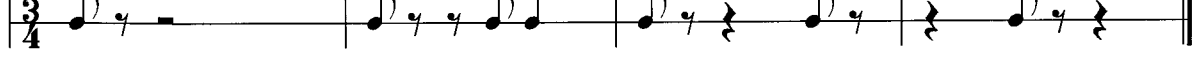
#3 

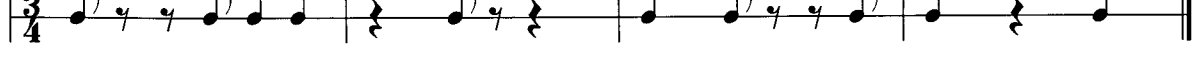
#4 

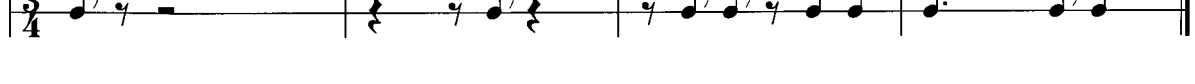
#5 

#6 

#7 

#8 

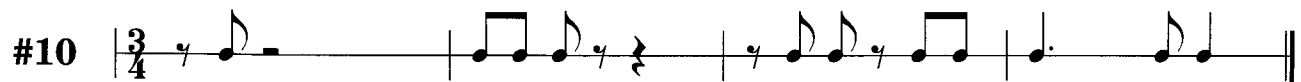
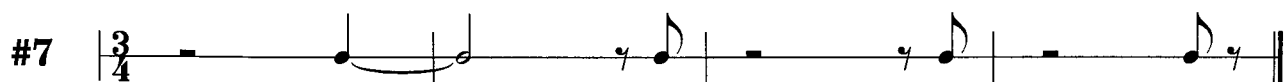
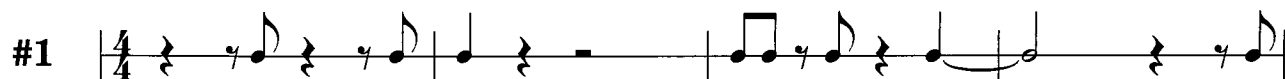
#9 

#10 

ApRo Rhythm Factory

Unison Rhythm Exercises # 102


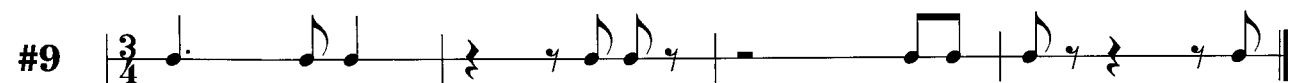
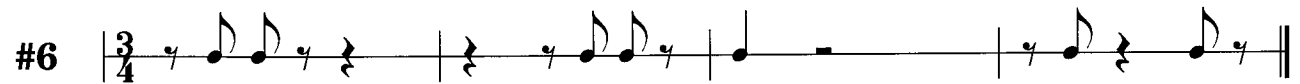
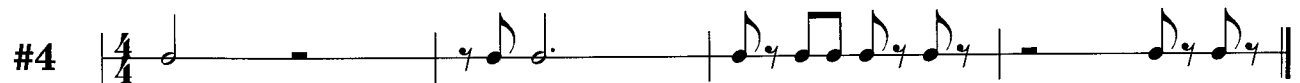
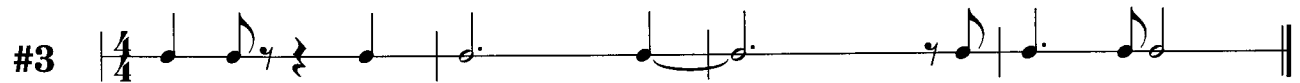
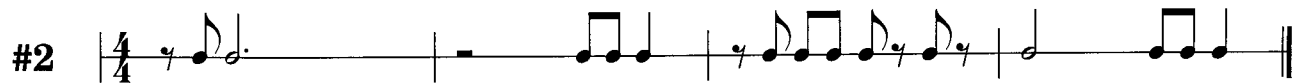

This lesson emphasizes more practice on rhythmic patterns found in previous lessons.



ApRo Rhythm Factory

Unison Rhythm Exercises # 103

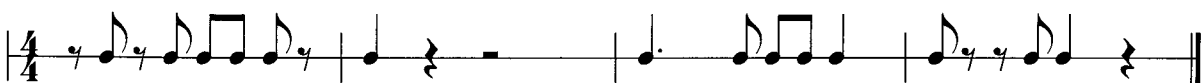
This lesson emphasizes more practice on rhythmic patterns found in previous lessons.

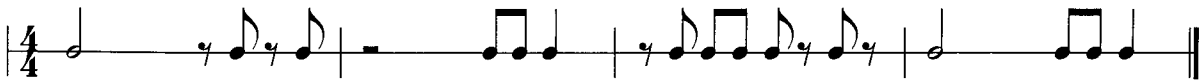


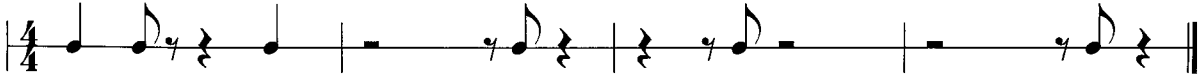
ApRo Rhythm Factory

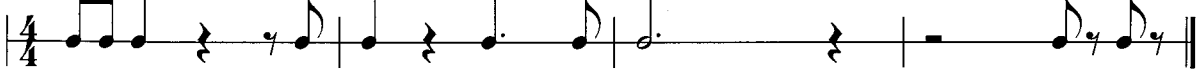
Unison Rhythm Exercises # 104

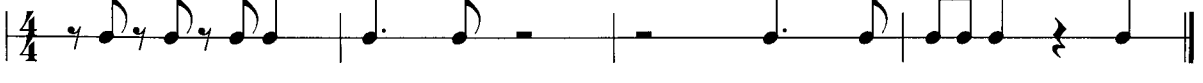
This lesson emphasizes more practice on different combinations of the following rhythmic elements: ♩ and ♪ .

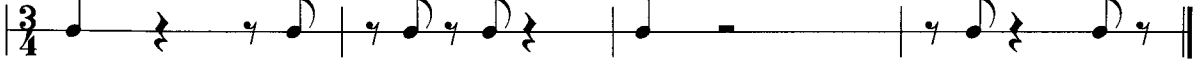
#1 

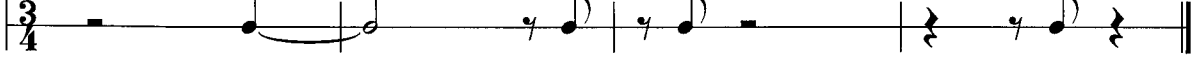
#2 

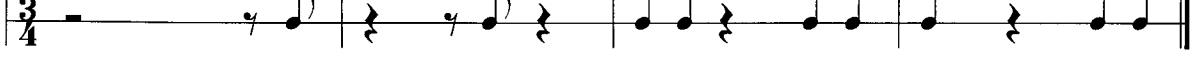
#3 

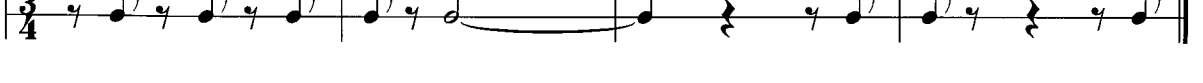
#4 

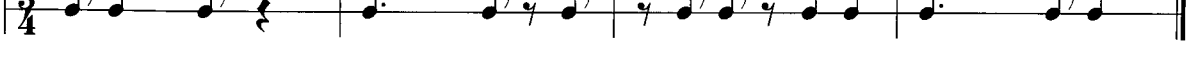
#5 

#6 

#7 

#8 

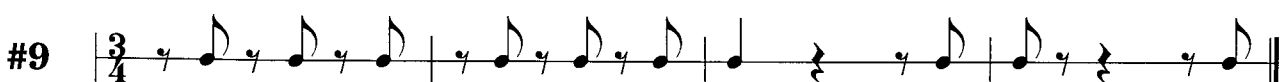
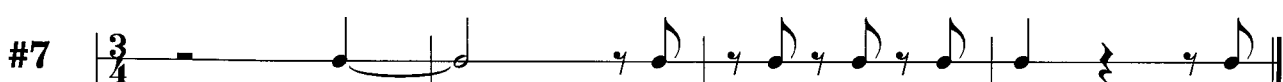

#9 

#10 

ApRo Rhythm Factory

Unison Rhythm Exercises # 105

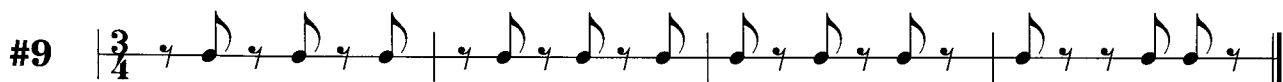

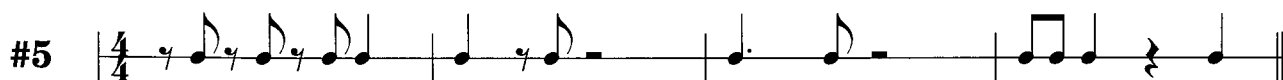
This lesson emphasizes more practice on different combinations of the following rhythmic elements: ♩ and 7 .



ApRo Rhythm Factory

Unison Rhythm Exercises # 106

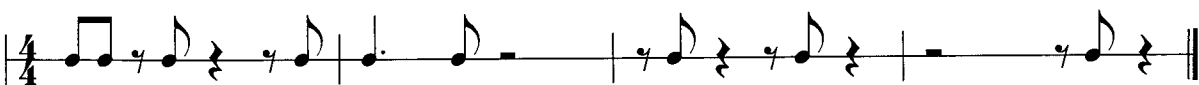
This lesson emphasizes more practice on different combinations of the following rhythmic elements: ♩ and 7 .




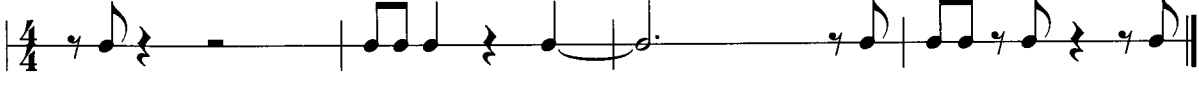
ApRo Rhythm Factory

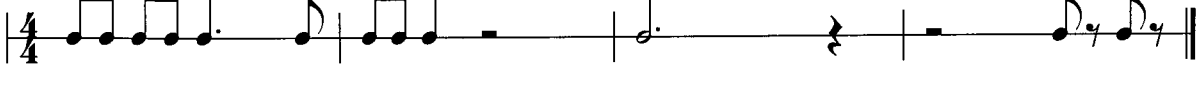
Unison Rhythm Exercises # 107

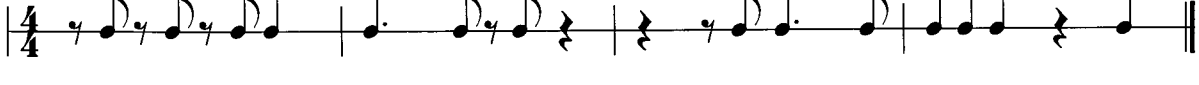
This lesson emphasizes more practice on different combinations of the following rhythmic elements: ♪ and ♪ .

#1 


#2 


#3 


#4 

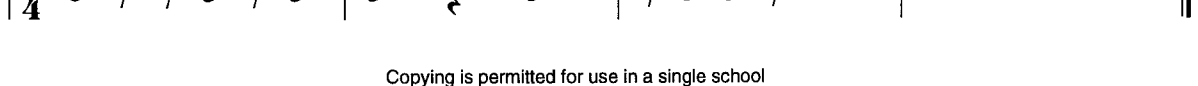
#5 

#6 

#7 

#8 



#9 

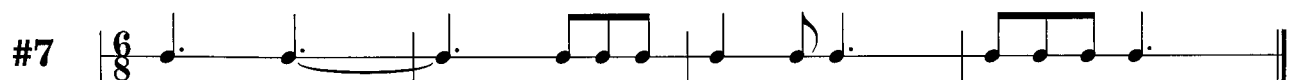
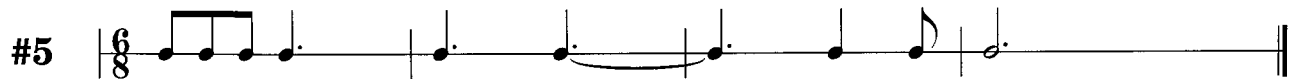
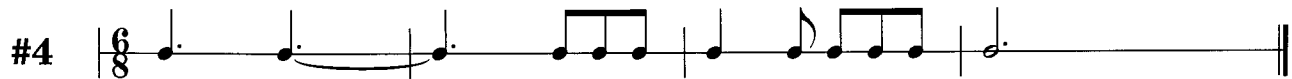
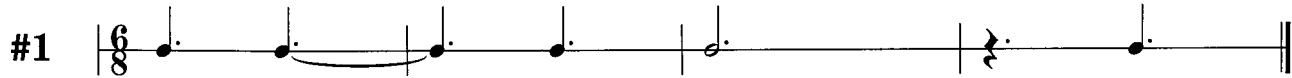
#10 

ApRo Rhythm Factory

Unison Rhythm Exercises # 108


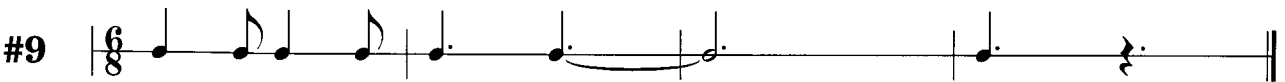
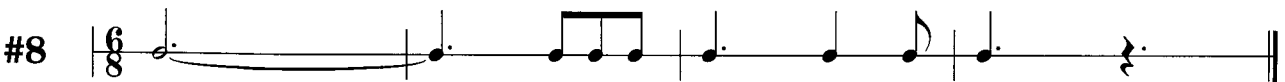
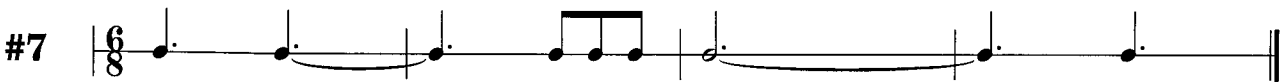
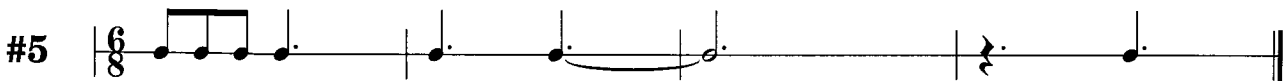
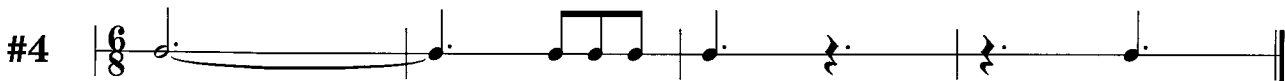
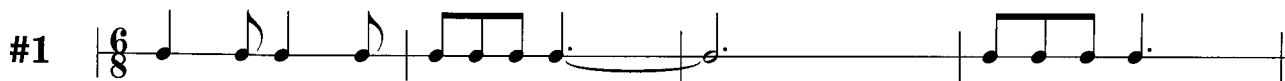
This lesson emphasizes the following rhythmic

patterns:  and  in the
time signature of $\frac{6}{8}$.



Unison Rhythm Exercises # 109

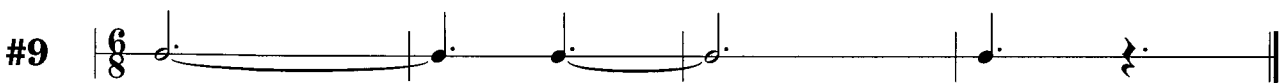
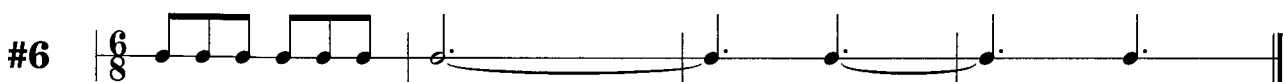
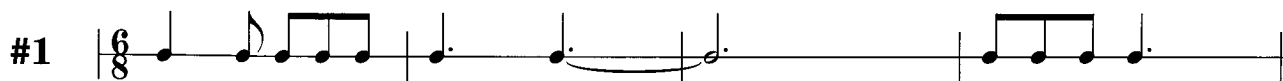
patterns: $\underline{\text{d.}} \mid \text{d.}$ and $\text{d.} \mid \underline{\text{d.}}$ in the time signature of $\frac{6}{8}$.



ApRo Rhythm Factory

Unison Rhythm Exercises # 110

This lesson emphasizes more practice on
rhythmic patterns found in previous lessons.

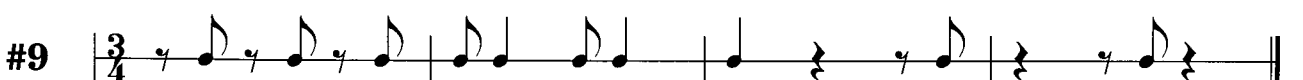
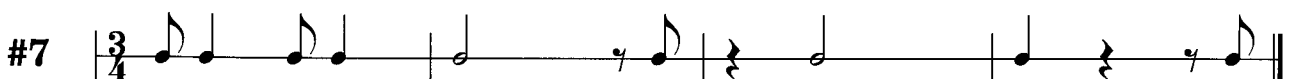

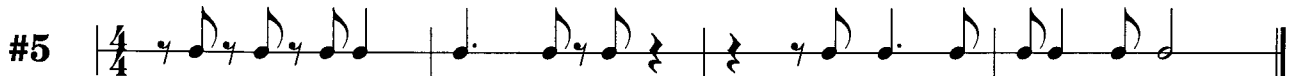


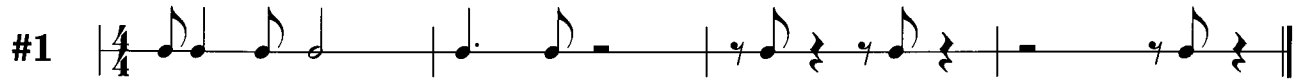


ApRo Rhythm Factory

Unison Rhythm Exercises # 111

This lesson emphasizes the following rhythmic

pattern: ♪ ♪ ♪ ♪ in the
time signature of $\frac{4}{4}$ and adapted for $\frac{3}{4}$.




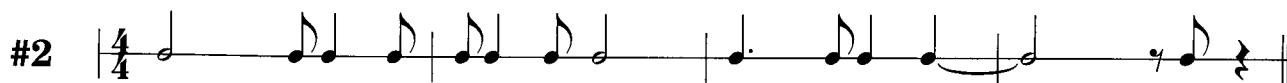
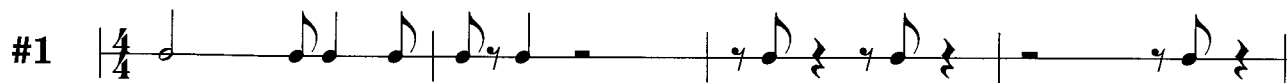
ApRo Rhythm Factory

Unison Rhythm Exercises # 112

This lesson emphasizes the following rhythmic

pattern: ♩ ♪ ♪ ♪ in the


time signature of $\frac{4}{4}$ and adapted for $\frac{3}{4}$.

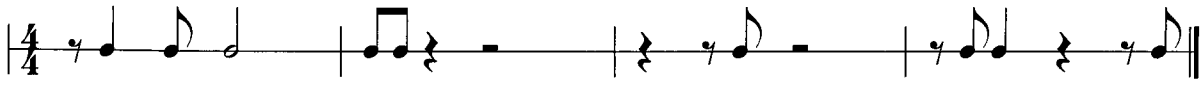



ApRo Rhythm Factory


Unison Rhythm Exercises # 113

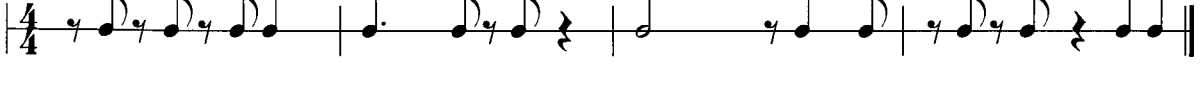
This lesson emphasizes the following rhythmic patterns: γ ♩ ♩ ♩ and ♩ γ ♩ ♩ in the time signature of $\frac{4}{4}$ and adapted for $\frac{3}{4}$.


#1 

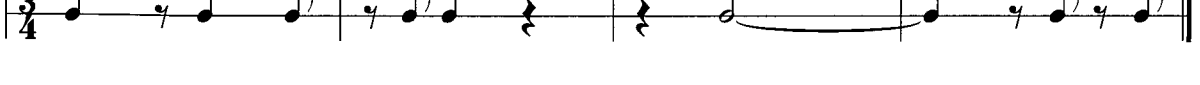
#2 


#3 


#4 

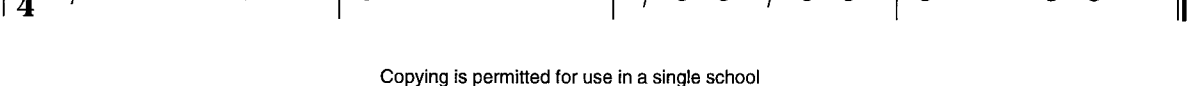
#5 

#6 

#7 

#8 


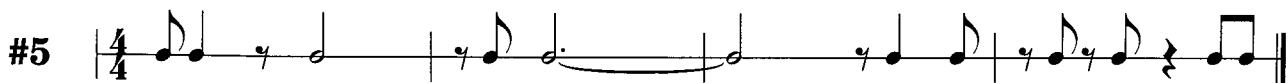
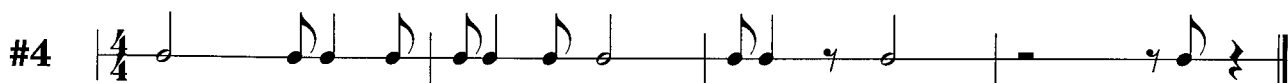


#9 

#10 

ApRo Rhythm Factory

Unison Rhythm Exercises # 114



This lesson emphasizes the following rhythmic patterns: ♪ ♪ 7 ♪ and ♪ ♪ ♪ 7 in the time signature of $\frac{4}{4}$ and adapted for $\frac{3}{4}$.

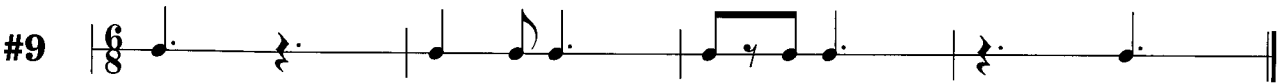
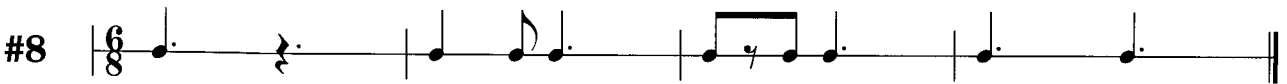
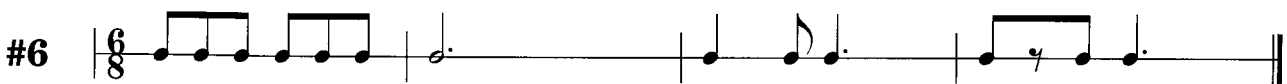
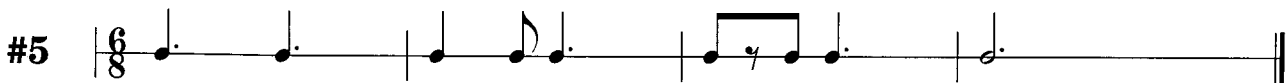
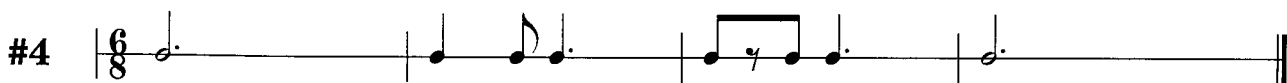
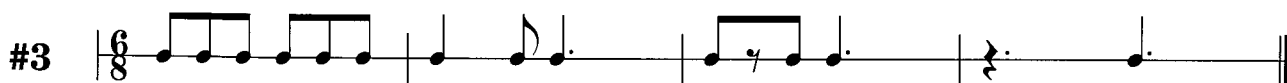
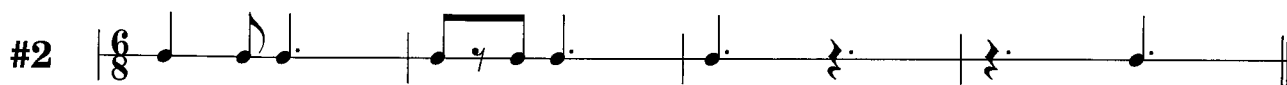
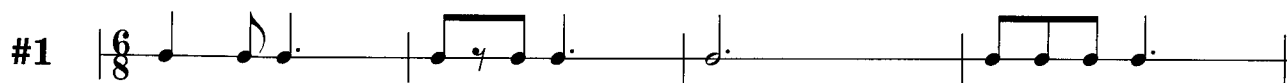


ApRo Rhythm Factory

Unison Rhythm Exercises # 115

This lesson emphasizes the following rhythmic



pattern:  |  (with easier elements) in the time signature of $\frac{6}{8}$.

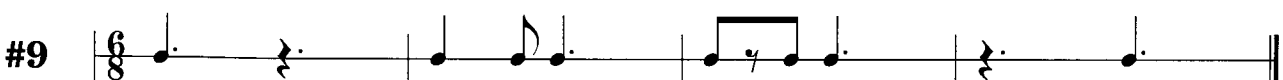
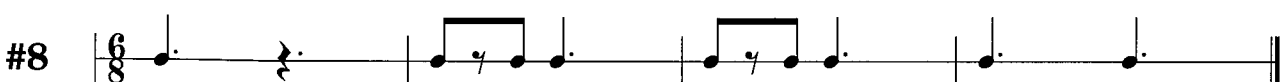


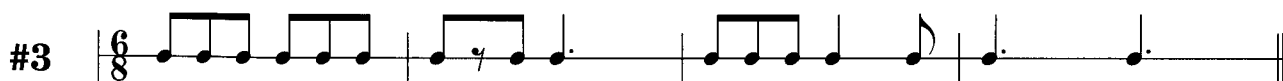



ApRo Rhythm Factory

Unison Rhythm Exercises # 116

This lesson emphasizes the following rhythmic


pattern:  |  (with all previous elements) in the time signature of $\frac{6}{8}$.



ApRo Rhythm Factory

Unison Rhythm Exercises # 117

This lesson emphasizes the following rhythmic

pattern:  (with easier elements) in the time signature of $\frac{6}{8}$.



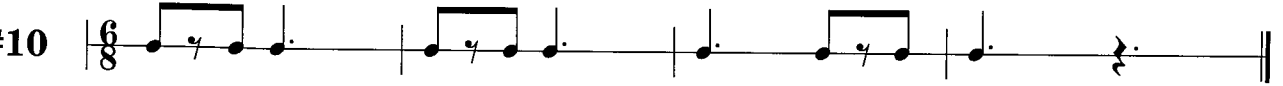
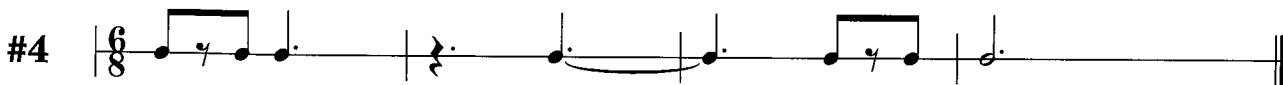
ApRo Rhythm Factory

Unison Rhythm Exercises # 118

This lesson emphasizes the following rhythmic

pattern:  (with all



previous elements) in the time signature of $\frac{6}{8}$.

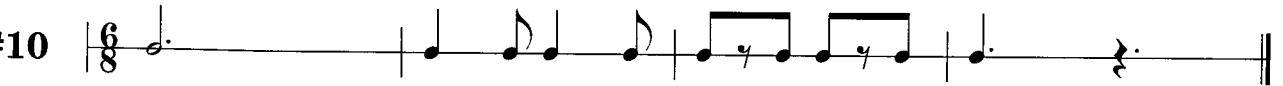
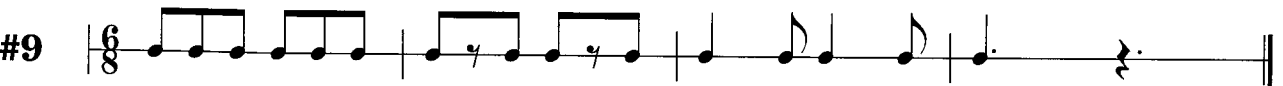
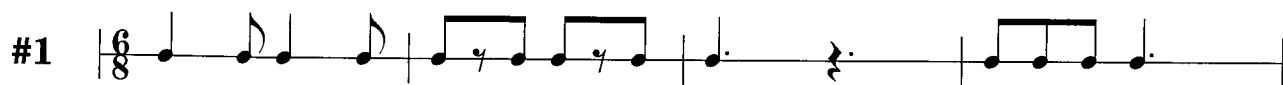


ApRo Rhythm Factory


Unison Rhythm Exercises # 119

This lesson emphasizes the following rhythmic

pattern:  |  (with
easier elements) in the time signature of $\frac{6}{8}$.



Unison Rhythm Exercises # 120

pattern:  (with all previous elements) in the time signature of $\frac{6}{8}$.

[illegible]

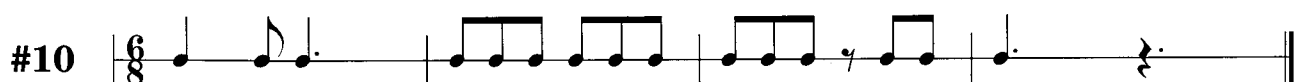
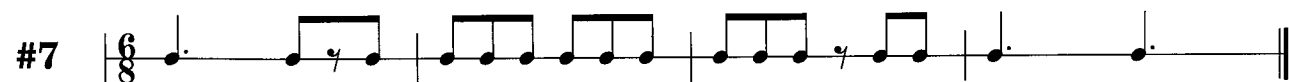
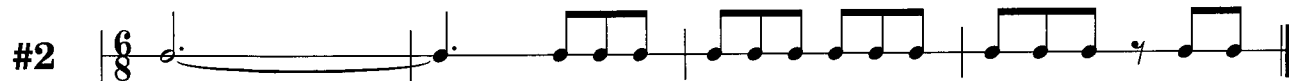
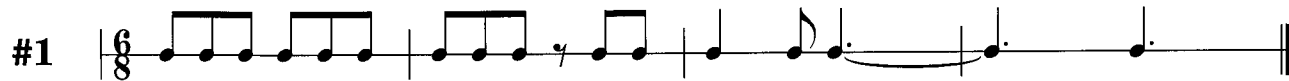
ApRo Rhythm Factory

Unison Rhythm Exercises # 121

This lesson emphasizes the following rhythmic

pattern:  |  in the

time signature of $\frac{6}{8}$.



Unison Rhythm Exercises # 122

pattern:  |  in the time

signature of $\frac{6}{8}$.

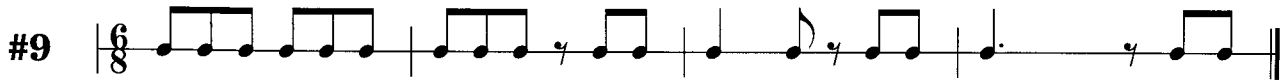
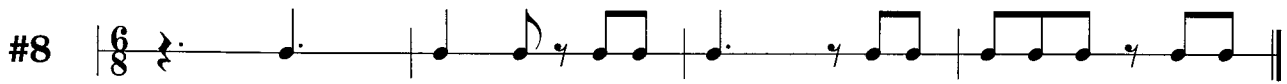
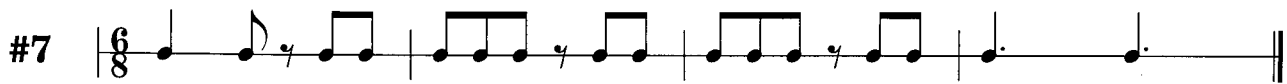
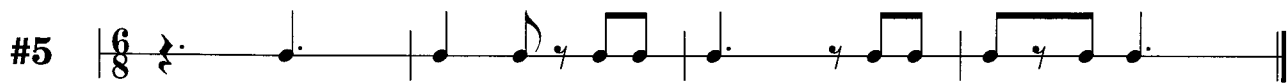
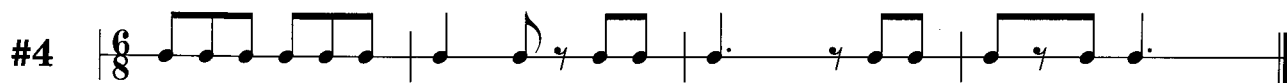

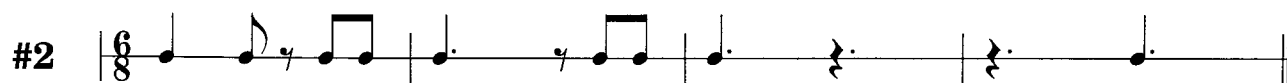
Teacher may copy for use in their own program
© 1994 ApRo Music
14014 - 104 Ave. Edmonton, Alberta T5N 0W6

ApRo Rhythm Factory

Unison Rhythm Exercises # 123

This lesson emphasizes the following rhythmic

pattern: ♩ ♩ ♩ in the
time signature of $\frac{6}{8}$.

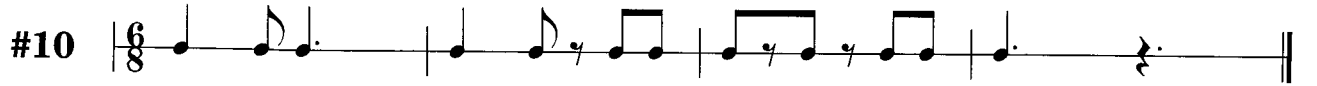
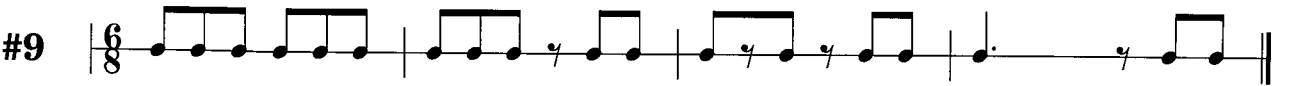
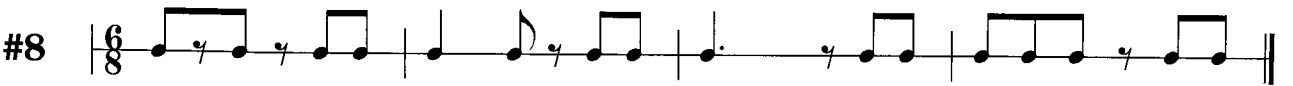

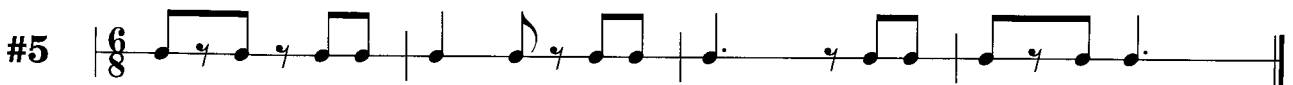
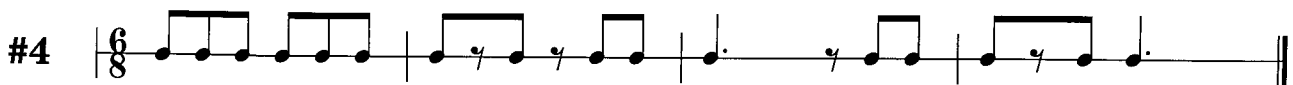
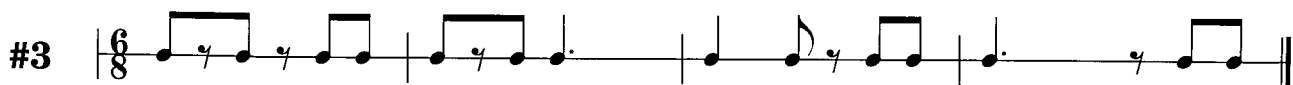
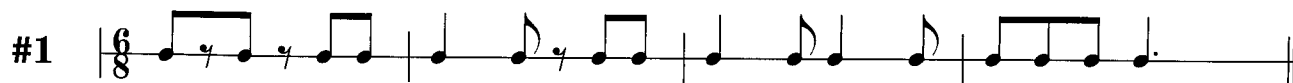


ApRo Rhythm Factory

Unison Rhythm Exercises # 124

This lesson emphasizes the following rhythmic



pattern:   in the
time signature of $\frac{6}{8}$.


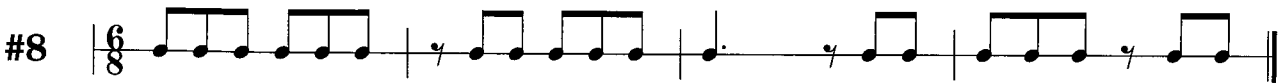
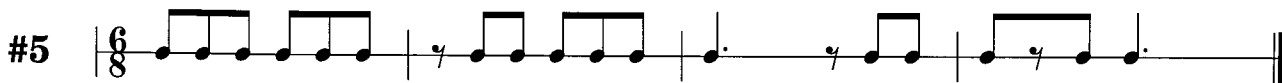
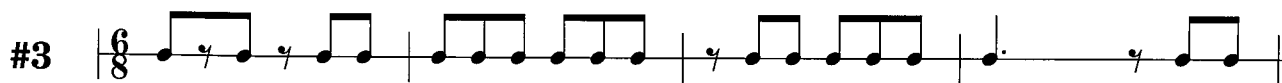
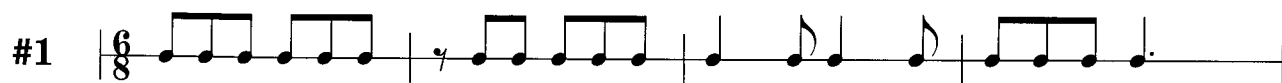


ApRo Rhythm Factory

Unison Rhythm Exercises # 125

This lesson emphasizes the following rhythmic

pattern:  |  in the
time signature of $\frac{6}{8}$.



Unison Rhythm Exercises # 126

pattern:  in the
time signature of $\frac{6}{8}$.

Teacher may copy for use in their own program
© 1994 ApRo Music
14014 - 104 Ave. Edmonton, Alberta T5N 0W6


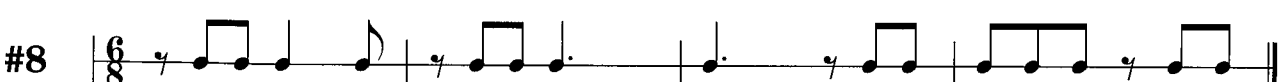

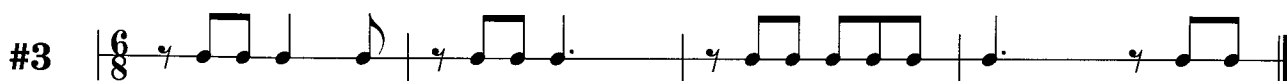
ApRo Rhythm Factory

Unison Rhythm Exercises # 127

This lesson emphasizes the following rhythmic

pattern: 7   in the

time signature of $\frac{6}{8}$.



Unison Rhythm Exercises # 128

pattern: in the


time signature of $\frac{6}{8}$.

#1


#2 

#3


#4 


#5 

#6



Exercise #6 is in 6/8 time. The notation consists of a single staff with a treble clef. It begins with a quarter rest, followed by an eighth note, an eighth note, a quarter note, an eighth note, and a quarter note. This is followed by a half note. Then, there is a quarter rest, followed by an eighth note, an eighth note, a quarter note, an eighth note, and a quarter note. This is followed by a half note. Finally, there is a quarter rest, followed by an eighth note, an eighth note, a quarter note, an eighth note, and a quarter note. The exercise ends with a double bar line.

#7 

#8 

#9 

[illegible]

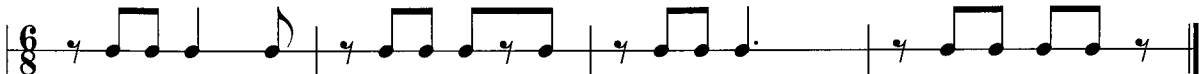
ApRo Rhythm Factory


Unison Rhythm Exercises # 129

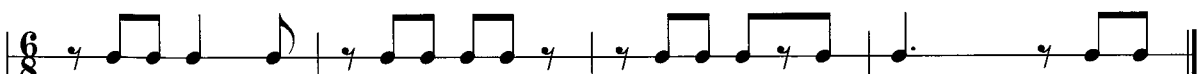
This lesson emphasizes the following rhythmic

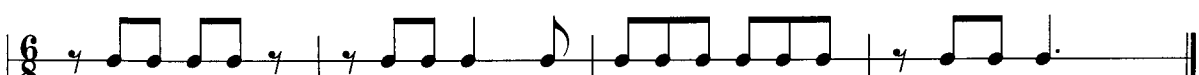
pattern: ♪♪ ♪♪ in the

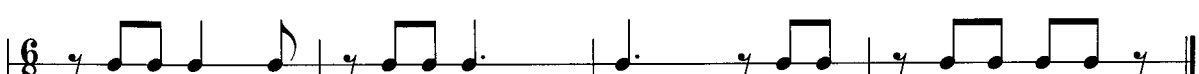
time signature of $\frac{6}{8}$.


#1 


#2 


#3 

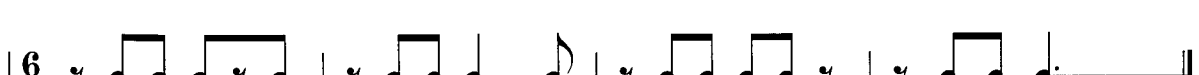
#4 

#5 

#6 

#7 

#8 

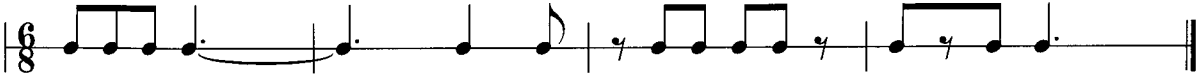
#9 

#10 

ApRo Rhythm Factory

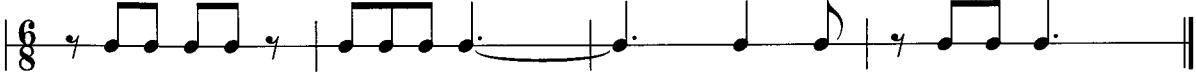
Unison Rhythm Exercises # 130

This lesson emphasizes more practice on
rhythmic patterns found in previous lessons.

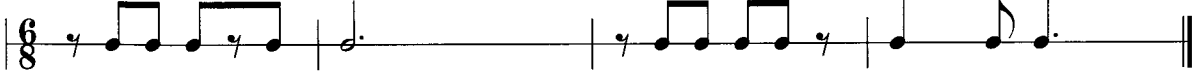
#1 

#2 

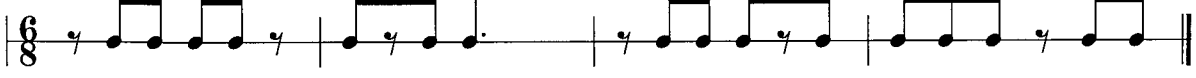
#3 

#4 

#5 

#6 

#7 

#8 

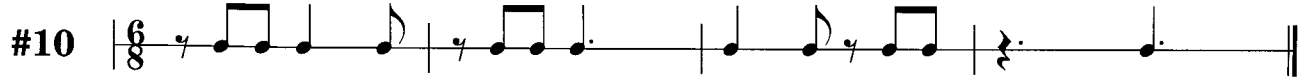
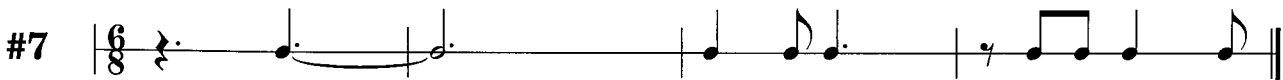

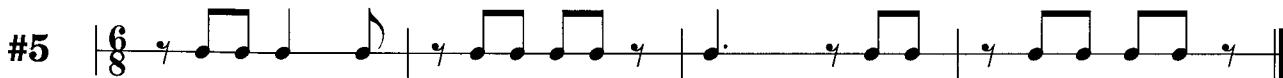

#9 

#10 

ApRo Rhythm Factory

Unison Rhythm Exercises # 131

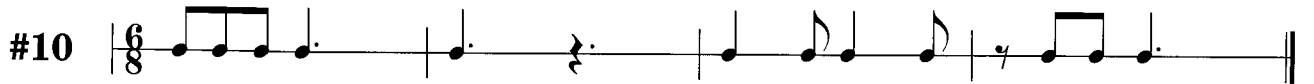
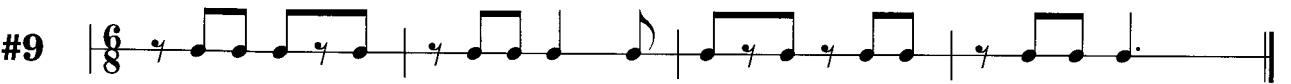
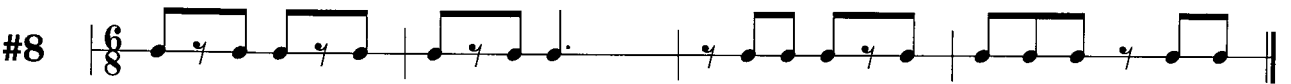
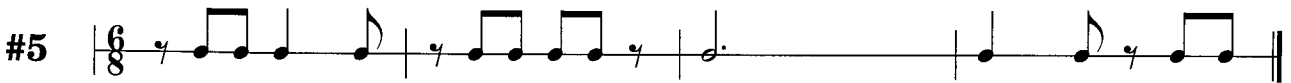
This lesson emphasizes more practice on
rhythmic patterns found in previous lessons.



ApRo Rhythm Factory

Unison Rhythm Exercises # 132

This lesson emphasizes more practice on
rhythmic patterns found in previous lessons.


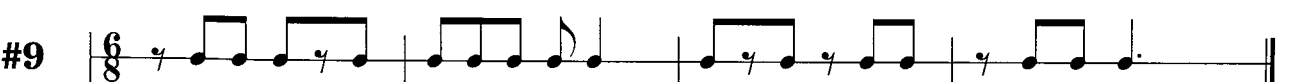
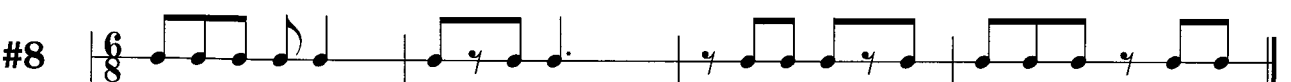
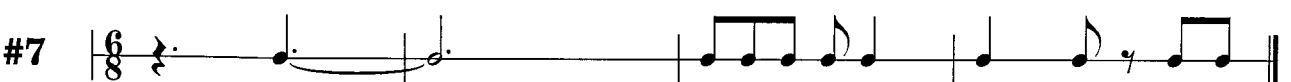

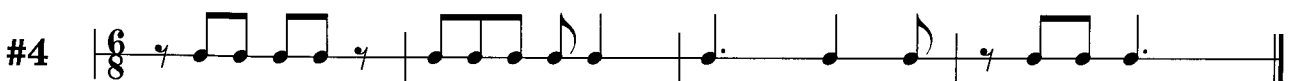
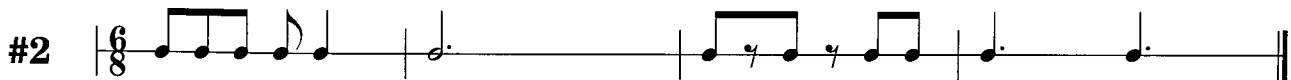


ApRo Rhythm Factory

Unison Rhythm Exercises # 133

This lesson emphasizes the following rhythmic


pattern:  in the
time signature of $\frac{6}{8}$.



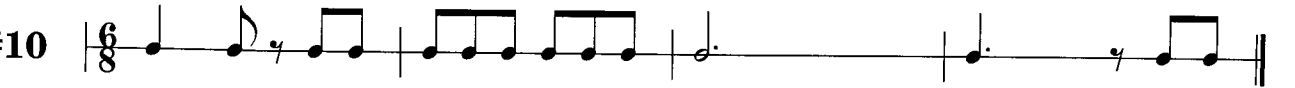
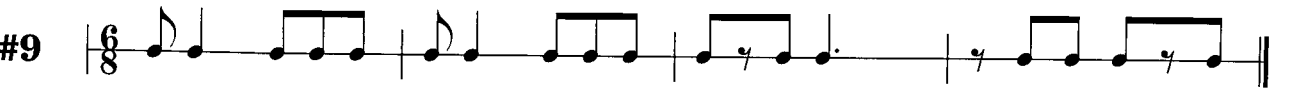
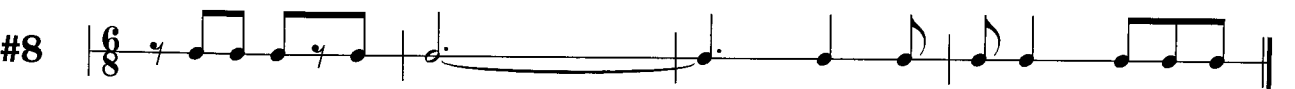
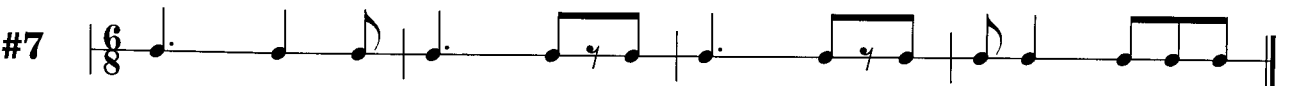
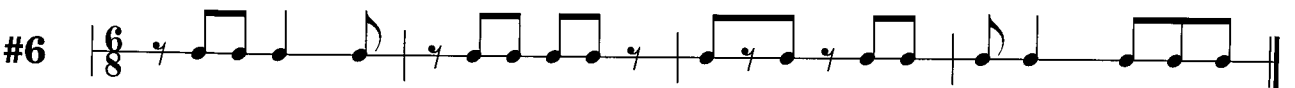
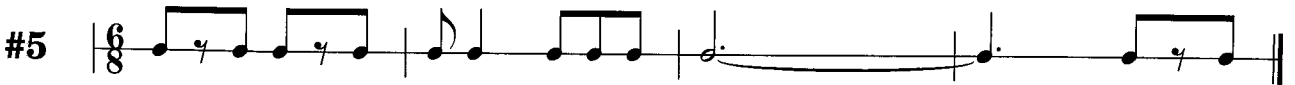
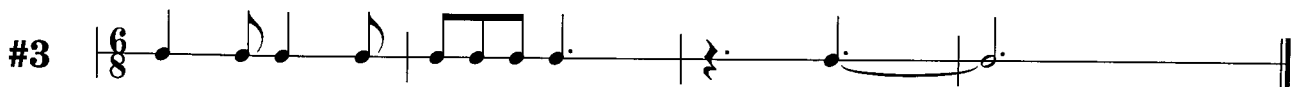
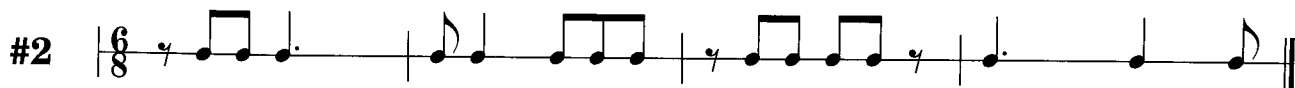
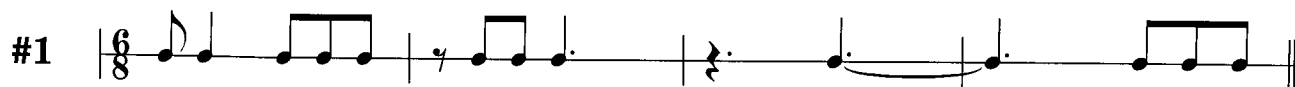
ApRo Rhythm Factory

Unison Rhythm Exercises # 134

This lesson emphasizes the following rhythmic

pattern:  in the

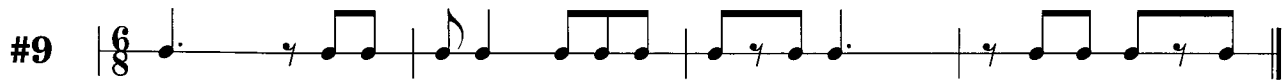





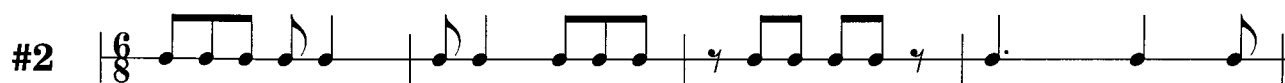

time signature of $\frac{6}{8}$.



ApRo Rhythm Factory

Unison Rhythm Exercises # 135

This lesson emphasizes more practice on
rhythmic patterns found in previous lessons.



ApRo Rhythm Factory

Unison Rhythm Exercises # 136

This lesson emphasizes more practice on
rhythmic patterns found in previous lessons.

#1 

#2 

#3 

#4 

#5 

#6 

#7 

#8 


#9 

#10 


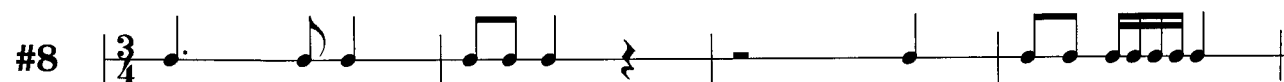
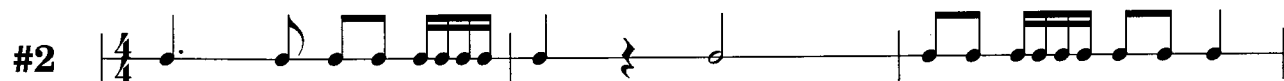
ApRo Rhythm Factory

Unison Rhythm Exercises # 137

This lesson emphasizes the following rhythmic

pattern:  (with easy elements)


in the time signature of $\frac{4}{4}$ and adapted for $\frac{3}{4}$.



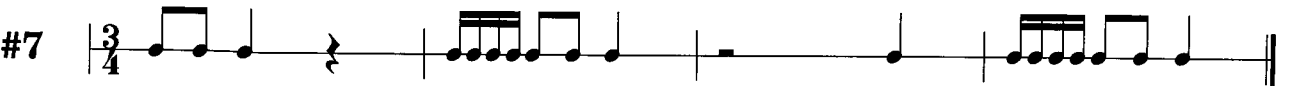
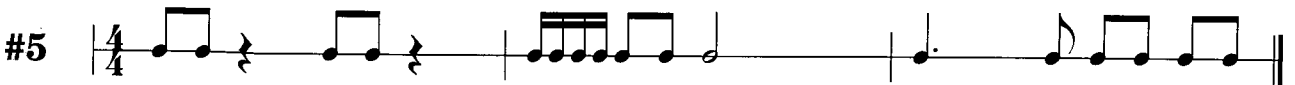
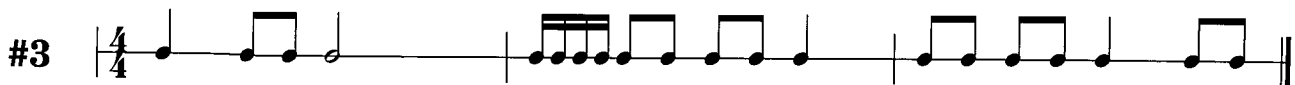
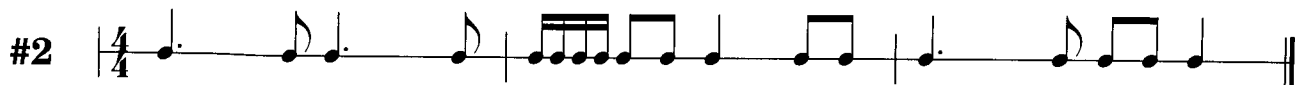
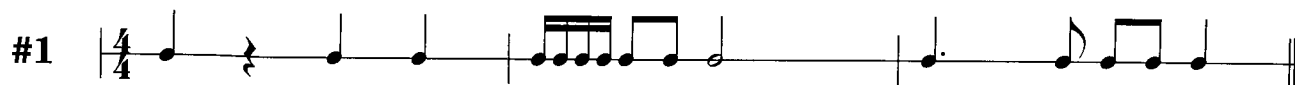
ApRo Rhythm Factory

Unison Rhythm Exercises # 138

This lesson emphasizes the following rhythmic

pattern:  (with easy elements)


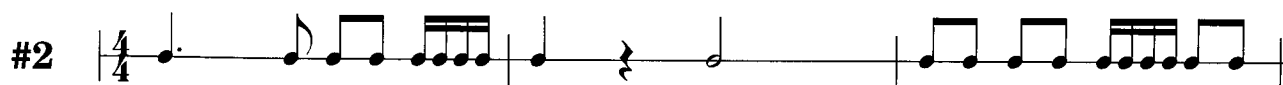
in the time signature of $\frac{4}{4}$ and adapted for $\frac{3}{4}$.



ApRo Rhythm Factory

Unison Rhythm Exercises # 139

This lesson combines the previous rhythmic patterns (with easy elements) in the time signature of $\frac{4}{4}$ and adapted for $\frac{3}{4}$.



ApRo Rhythm Factory

Unison Rhythm Exercises # 140

This lesson combines the previous rhythmic patterns (with all previous elements) in the time signature of $\frac{4}{4}$ and adapted for $\frac{3}{4}$.

#1

#2

#3

#4

#5

#6

#7

#8

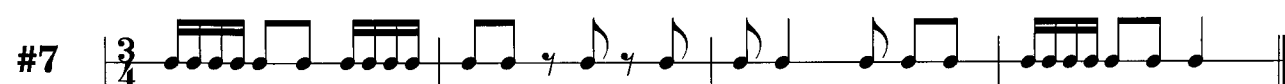
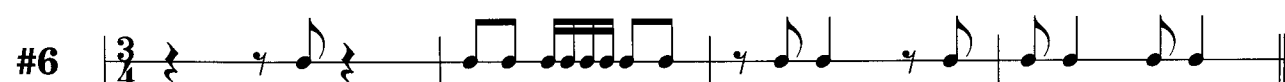
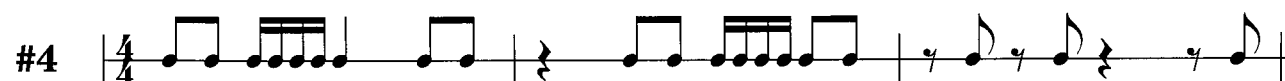
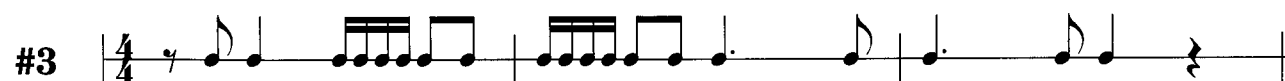

#9

#10

ApRo Rhythm Factory

Unison Rhythm Exercises # 141

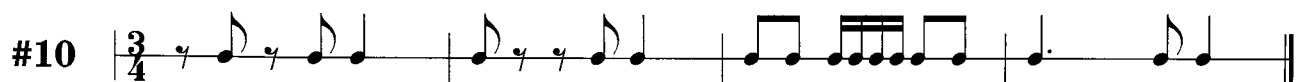
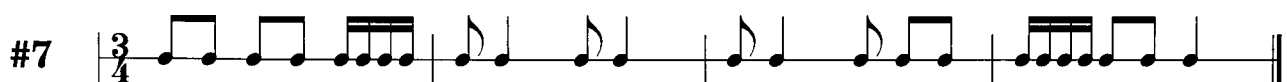
This lesson continues practicing previous patterns (with all previous elements) in the time signature of $\frac{4}{4}$ and adapted for $\frac{3}{4}$.



ApRo Rhythm Factory


Unison Rhythm Exercises # 142

This lesson continues practicing previous patterns (with all previous elements) in the time signature of $\frac{4}{4}$ and adapted for $\frac{3}{4}$.



ApRo Rhythm Factory

Unison Rhythm Exercises # 143

This lesson emphasizes the following rhythmic pattern:  in the time signature of $\frac{4}{4}$ and adapted for $\frac{3}{4}$.

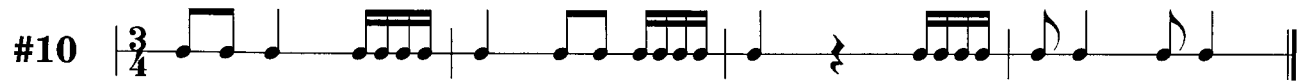
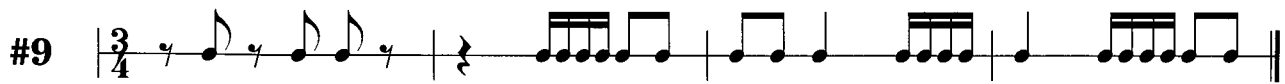
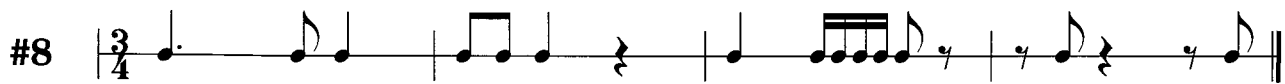
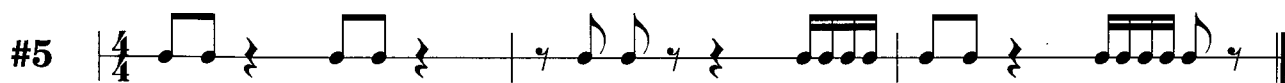

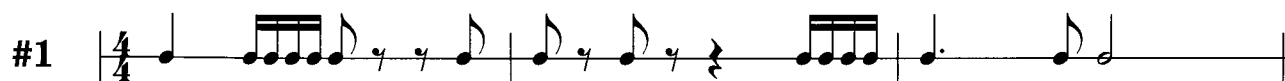
The image displays ten musical staves, each representing a different rhythmic pattern. The staves are labeled #1 through #10. The time signatures are 4/4 for staves #1 through #5, and 3/4 for staves #6 through #10. The patterns are as follows:

- #1 (4/4):** Quarter note, eighth note, eighth note, eighth note, eighth note, eighth note, eighth note, eighth note, quarter note, quarter note, eighth note, eighth note, eighth note, eighth note, quarter note, quarter note.
- #2 (4/4):** Quarter note, eighth note, eighth note, eighth note, eighth note, eighth note, eighth note, eighth note, quarter note, quarter note, eighth note, eighth note, eighth note, eighth note, quarter note, quarter note.
- #3 (4/4):** Quarter note, eighth note, eighth note, eighth note, eighth note, eighth note, eighth note, eighth note, quarter note, quarter note, eighth note, eighth note, eighth note, eighth note, quarter note, quarter note.
- #4 (4/4):** Quarter note, eighth note, eighth note, eighth note, eighth note, eighth note, eighth note, eighth note, quarter note, quarter note, eighth note, eighth note, eighth note, eighth note, quarter note, quarter note.
- #5 (4/4):** Quarter note, eighth note, eighth note, eighth note, eighth note, eighth note, eighth note, eighth note, quarter note, quarter note, eighth note, eighth note, eighth note, eighth note, quarter note, quarter note.
- #6 (3/4):** Quarter note, eighth note, eighth note, eighth note, eighth note, eighth note, eighth note, eighth note, quarter note, quarter note, eighth note, eighth note, eighth note, eighth note, quarter note, quarter note.
- #7 (3/4):** Quarter note, eighth note, eighth note, eighth note, eighth note, eighth note, eighth note, eighth note, quarter note, quarter note, eighth note, eighth note, eighth note, eighth note, quarter note, quarter note.
- #8 (3/4):** Quarter note, eighth note, eighth note, eighth note, eighth note, eighth note, eighth note, eighth note, quarter note, quarter note, eighth note, eighth note, eighth note, eighth note, quarter note, quarter note.
- #9 (3/4):** Quarter note, eighth note, eighth note, eighth note, eighth note, eighth note, eighth note, eighth note, quarter note, quarter note, eighth note, eighth note, eighth note, eighth note, quarter note, quarter note.
- #10 (3/4):** Quarter note, eighth note, eighth note, eighth note, eighth note, eighth note, eighth note, eighth note, quarter note, quarter note, eighth note, eighth note, eighth note, eighth note, quarter note, quarter note.

ApRo Rhythm Factory


Unison Rhythm Exercises # 144

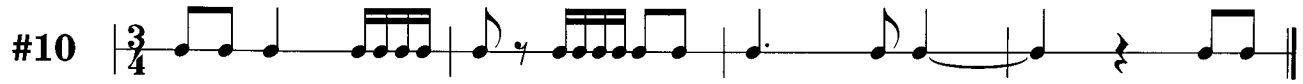
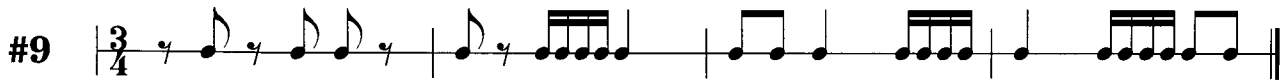
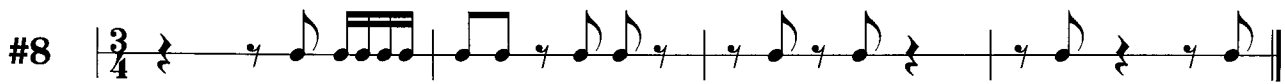

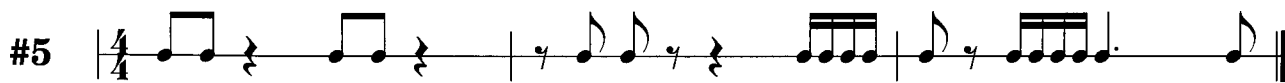
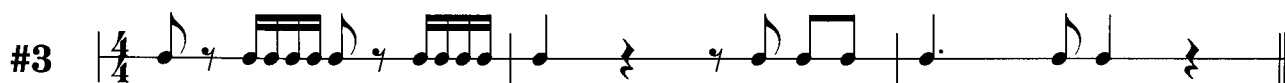
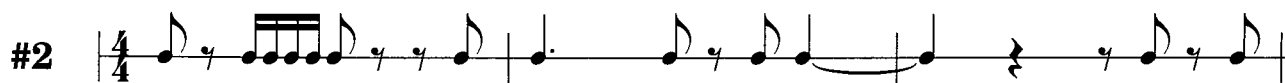
This lesson emphasizes the following
rhythmic pattern: $\frac{1}{4}$ $\frac{1}{4}$ $\frac{1}{4}$ $\frac{1}{4}$ in the
time signature of $\frac{4}{4}$ and adapted for $\frac{3}{4}$.



ApRo Rhythm Factory


Unison Rhythm Exercises # 145



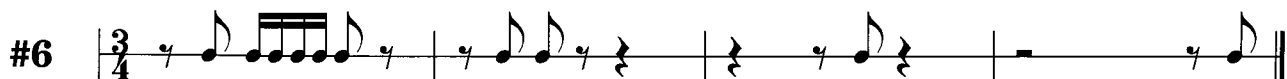
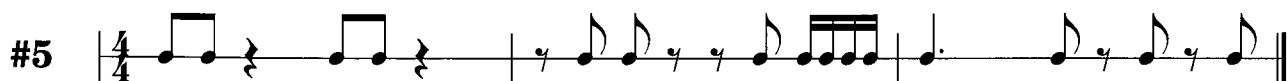
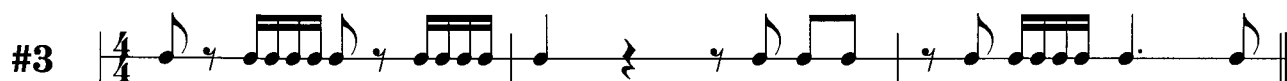
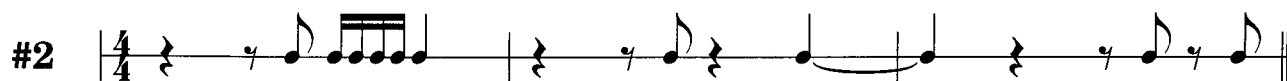
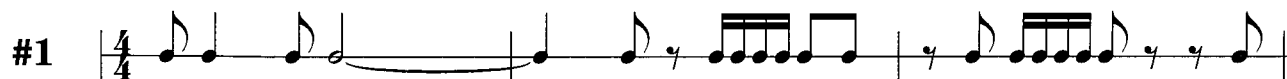
This lesson emphasizes the following
rhythmic pattern: ♪ 7  in the
time signature of $\frac{4}{4}$ and adapted for $\frac{3}{4}$.



ApRo Rhythm Factory


Unison Rhythm Exercises # 146



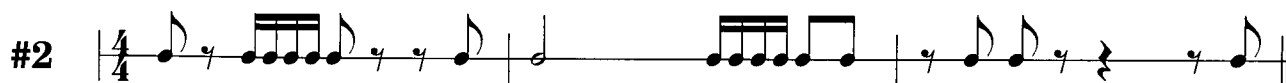
This lesson emphasizes the following
rhythmic pattern:  in the
time signature of $\frac{4}{4}$ and adapted for $\frac{3}{4}$.



ApRo Rhythm Factory

Unison Rhythm Exercises # 147



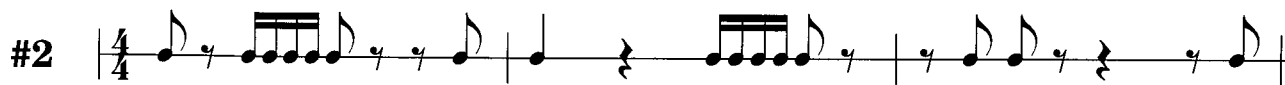
This lesson emphasizes the following
rhythmic pattern:  in the
time signature of $\frac{4}{4}$ and adapted for $\frac{3}{4}$.



ApRo Rhythm Factory

Unison Rhythm Exercises # 148

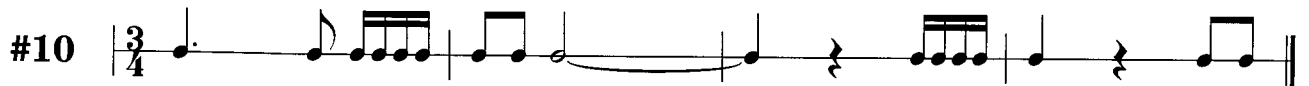


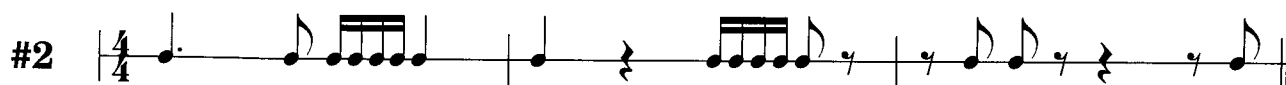
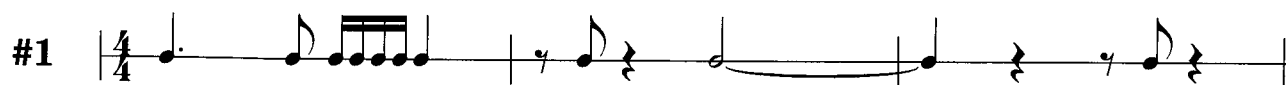
This lesson emphasizes the following
rhythmic pattern: ♪ ♪ ♪ ♪ ♪ in the
time signature of $\frac{4}{4}$ and adapted for $\frac{3}{4}$.



ApRo Rhythm Factory

Unison Rhythm Exercises # 149

This lesson emphasizes the following
rhythmic pattern: $\text{♩} \cdot \text{♪} \text{♪♪♪}$ in the
time signature of $\frac{4}{4}$ and adapted for $\frac{3}{4}$.



ApRo Rhythm Factory

Unison Rhythm Exercises # 150

This lesson emphasizes more
practice on the previous rhythms patterns.

